

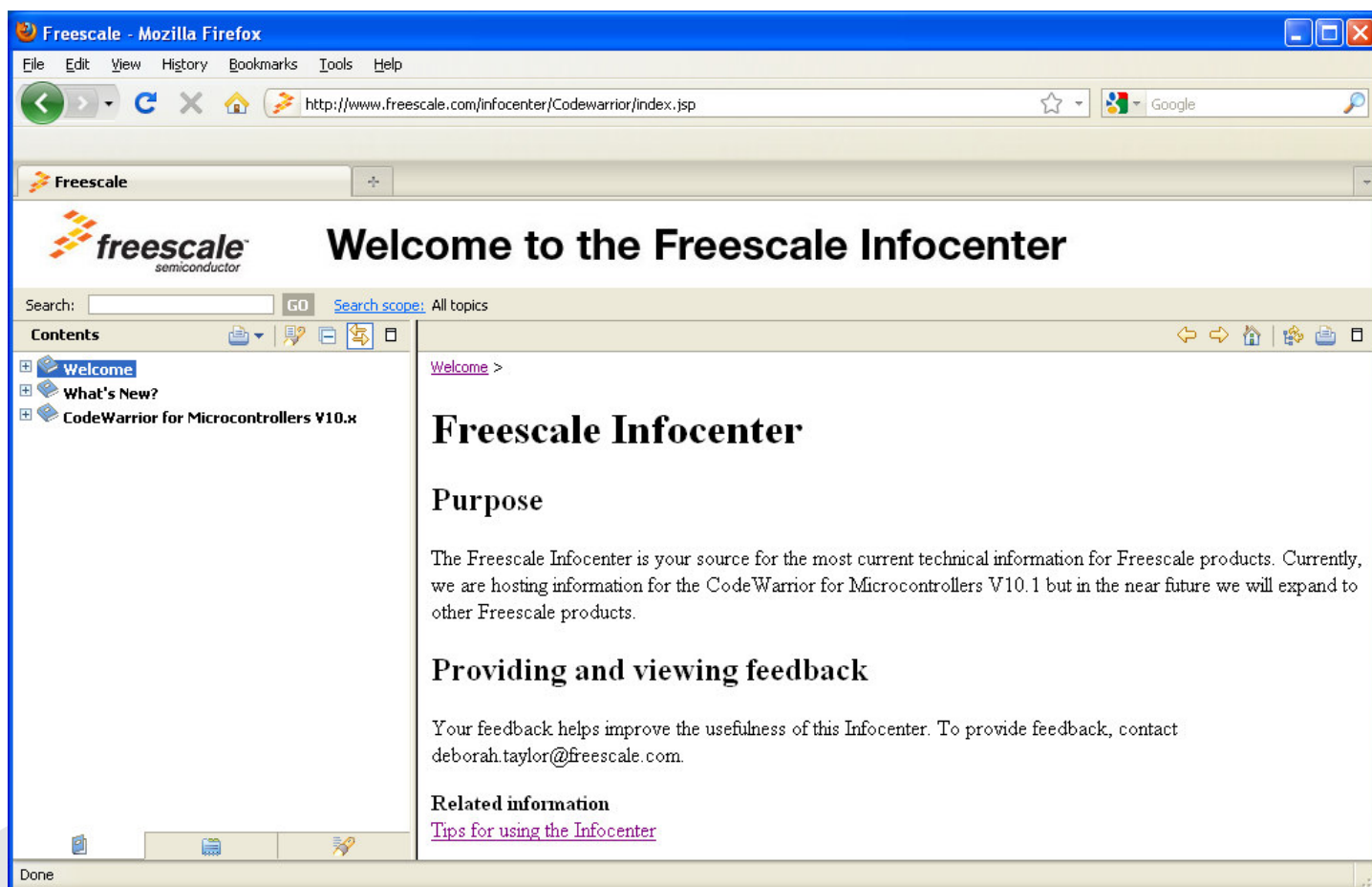
Freescale Infocenter

The new Freescale Infocenter is live and the first product that it hosts is CodeWarrior for Microcontrollers V10.1!

You can get to the Infocenter two ways:

1. By clicking on this link: <http://www.freescale.com/infocenter/Codewarrior/index.jsp>
2. By going to www.freescale.com/cwmcu10 and clicking on the “Infocenter” link.

Then once you click on either of these links the Welcome page (see below) opens in the right-hand pane and provides you with the purpose of the Infocenter, a process to provide feedback, and a link to the topic “Tips for using the Infocenter.”

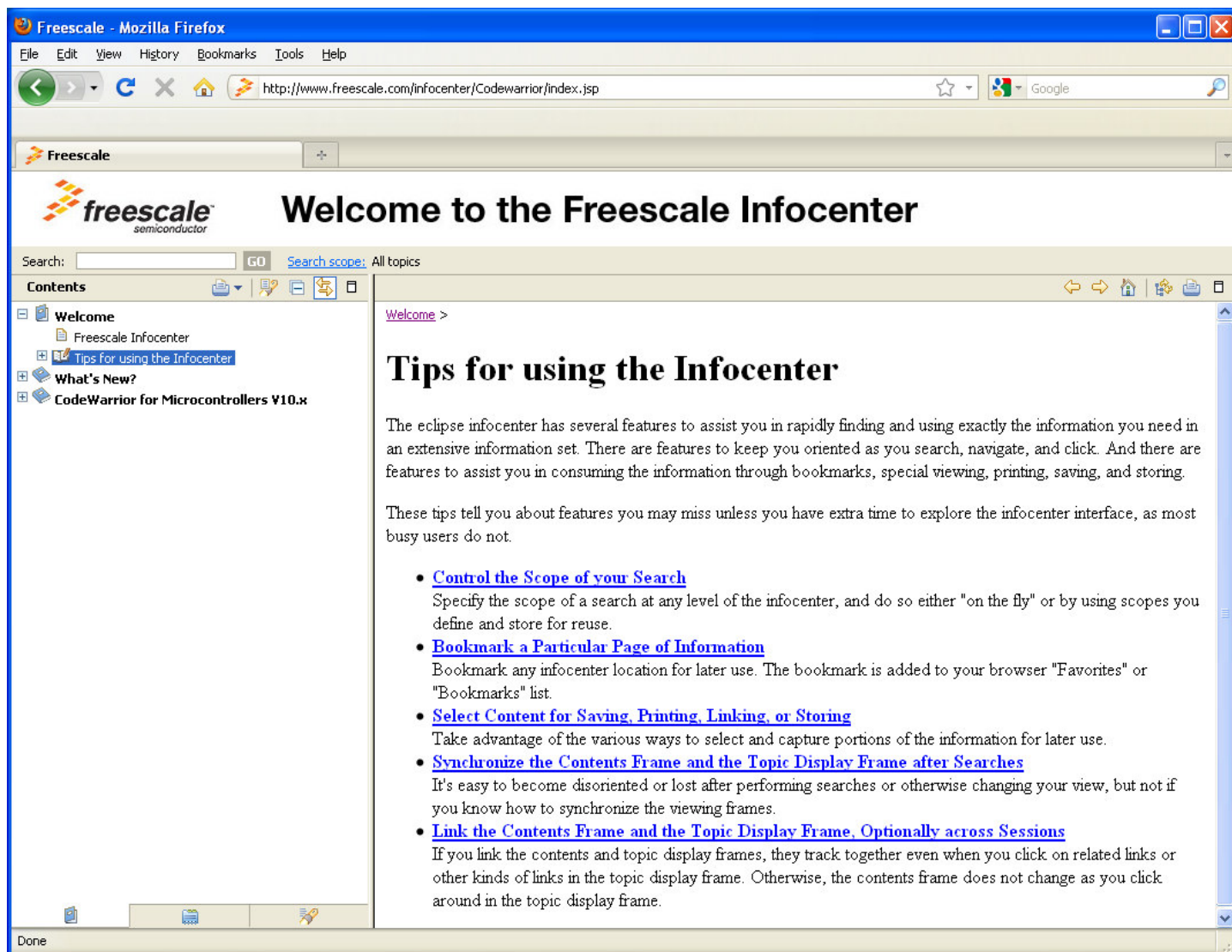


Purpose: The Freescale Infocenter is your source for the most current technical information for Freescale products. Currently, we are hosting information for the CodeWarrior for Microcontrollers V10.1 but in the near future we will expand to other Freescale products.

Providing and viewing feedback: Your feedback helps improve the usefulness of this Infocenter. To provide feedback, contact deborah.taylor@freescale.com.

Related information
[Tips for using the Infocenter](#)

Next when you click on [Tips for using the Infocenter](#) , the “Tips for using the Infocenter” page below appears.



It summarizes several features to assist you in rapidly finding and using exactly the information you need in an extensive information set. There are features to keep you oriented as you search, navigate, and click. And there are features to assist you in consuming the information through bookmarks, special viewing, printing, saving, and storing.

These tips tell you about features you may miss unless you have extra time to explore the Infocenter interface, as most busy users do not.

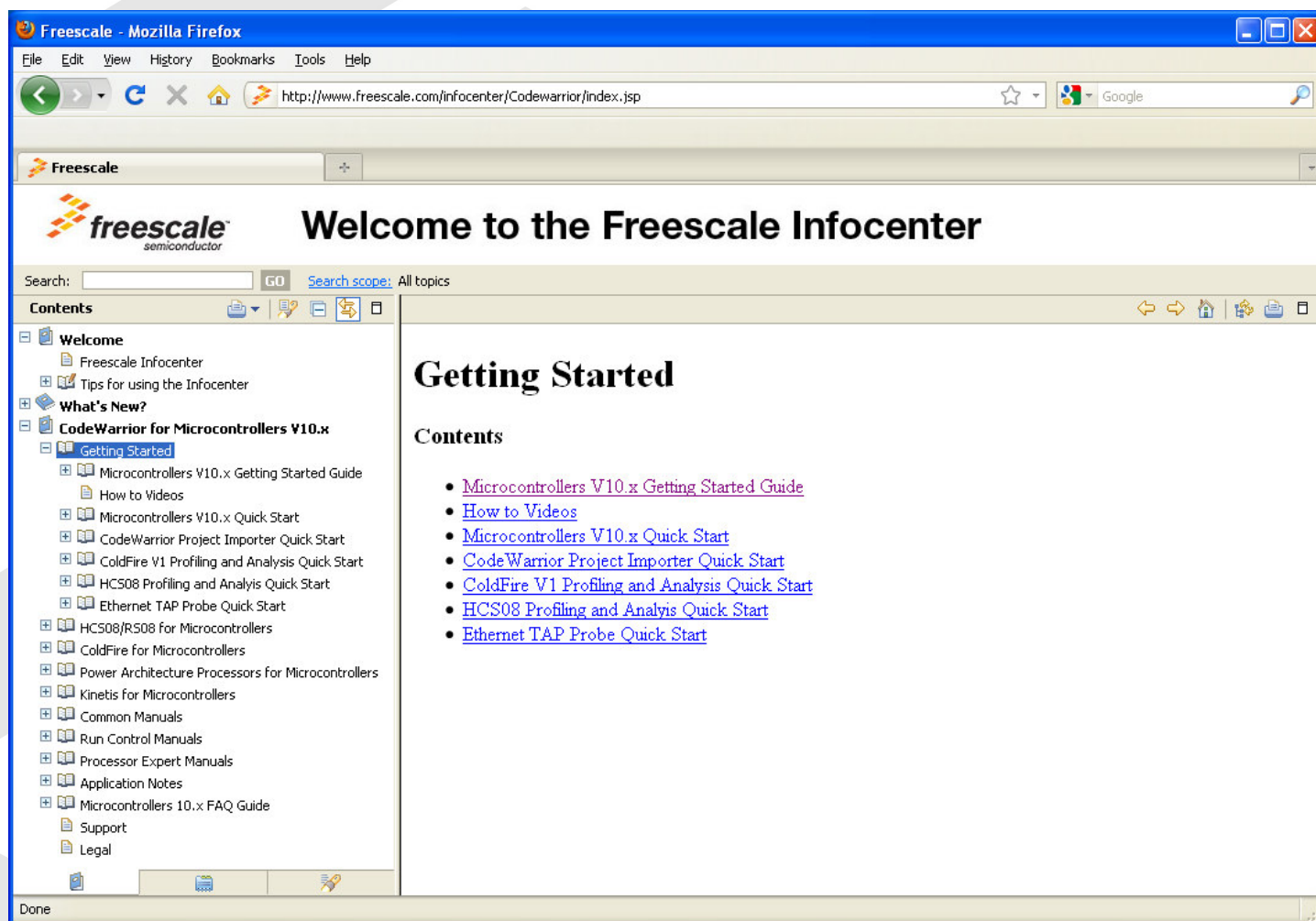
- [Control the Scope of your Search](#)
Specify the scope of a search at any level of the Infocenter, and do so either "on the fly" or by using scopes you define and store for reuse.
- [Bookmark a Particular Page of Information](#)
Bookmark any Infocenter location for later use. The bookmark is added to your browser "Favorites" or "Bookmarks" list.
- [Select Content for Saving, Printing, Linking, or Storing](#)
Take advantage of the various ways to select and capture portions of the information for later use.
- [Synchronize the Contents Frame and the Topic Display Frame after Searches](#)
It's easy to become disoriented or lost after performing searches or otherwise changing your view, but not if you know how to synchronize the viewing frames.
- [Link the Contents Frame and the Topic Display Frame, Optionally across Sessions](#)
If you link the contents and topic display frames, they track together even when you click on related links or other kinds of links in the topic display frame. Otherwise, the contents frame does not change as you click around in the topic display frame.

Then each of the links above take you to more detailed information about each of these features with specific CodeWarrior for Microcontrollers V10.1 examples given in the screenshots.

For example, in [Control the Scope of your Search](#) the first example given shows you how to search for “tutorial” in the Processor Expert Manuals. If you do this you will then find all of the tutorials in the Processor Expert information set!

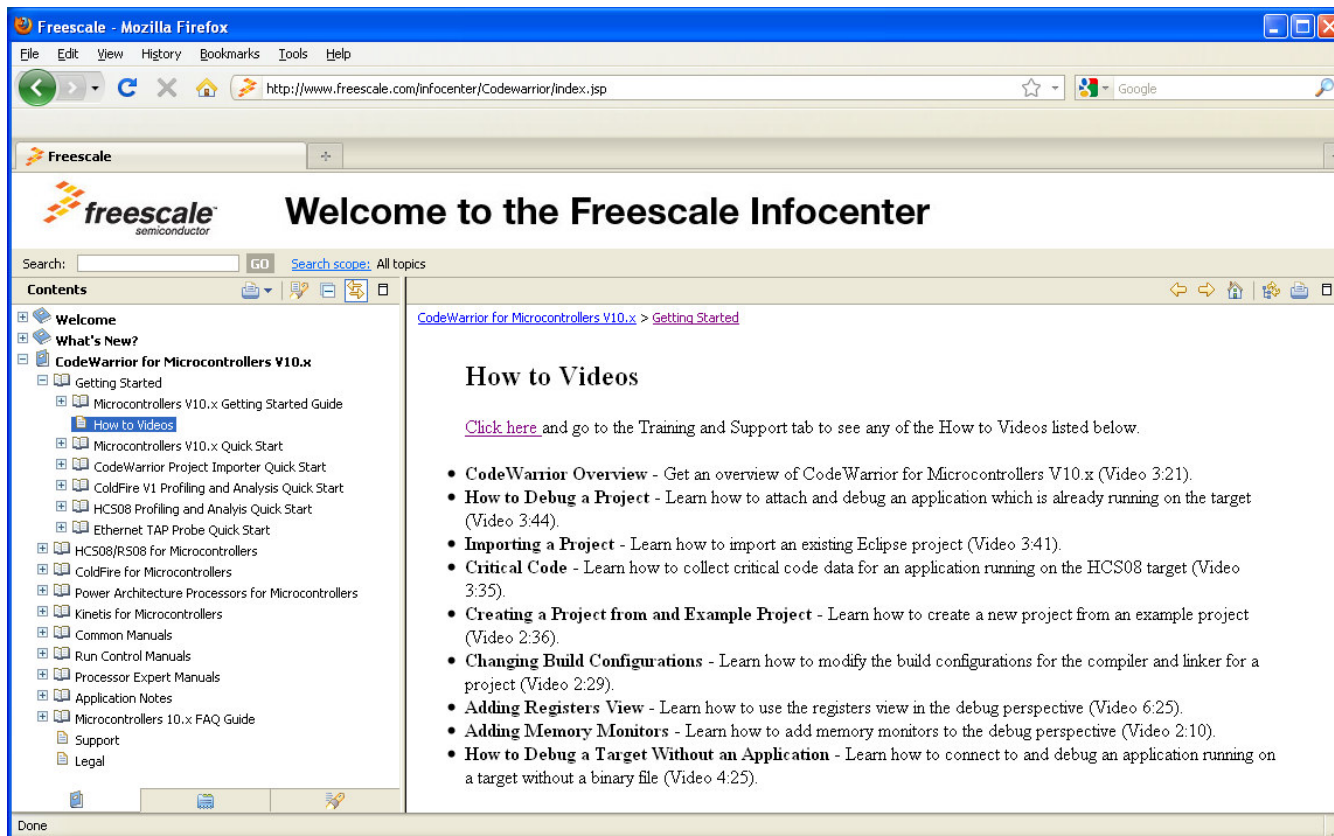
And the browsing and search capability in this Infocenter is **extremely powerful**.

- Full text and key word searches may be made instantaneously on what would be over 20,000 printed pages of technical documentation (due to a pre-built search index).
- 35 eclipse plug-ins derived from different sources (i.e., xml, Dita xml, Framemaker) have been seamlessly integrated into this Infocenter and to the end user the sources are transparent since instantaneous searches can be made on all or any part of the technical content in these plug-ins.
- Technical content is available for everything in the CodeWarrior for Microcontrollers V10.1 product.
- Last minute updates, that were not available at the time of release for CodeWarrior for Microcontrollers V10.1, are **now** available in the Infocenter.
- Bug fixes that were made after the release of CodeWarrior for Microcontrollers V10.1 are now available in the Infocenter.
- Content is also arranged into logical topics in the “Contents” pane so topics can easily be seen and search scopes can be used to narrow ones scope as described in [Control the Scope of your Search](#).
- Searches can be made on any of the Getting Started content which, incidentally, is a great place for you to go if you are new to CodeWarrior for Microcontrollers V10.1.

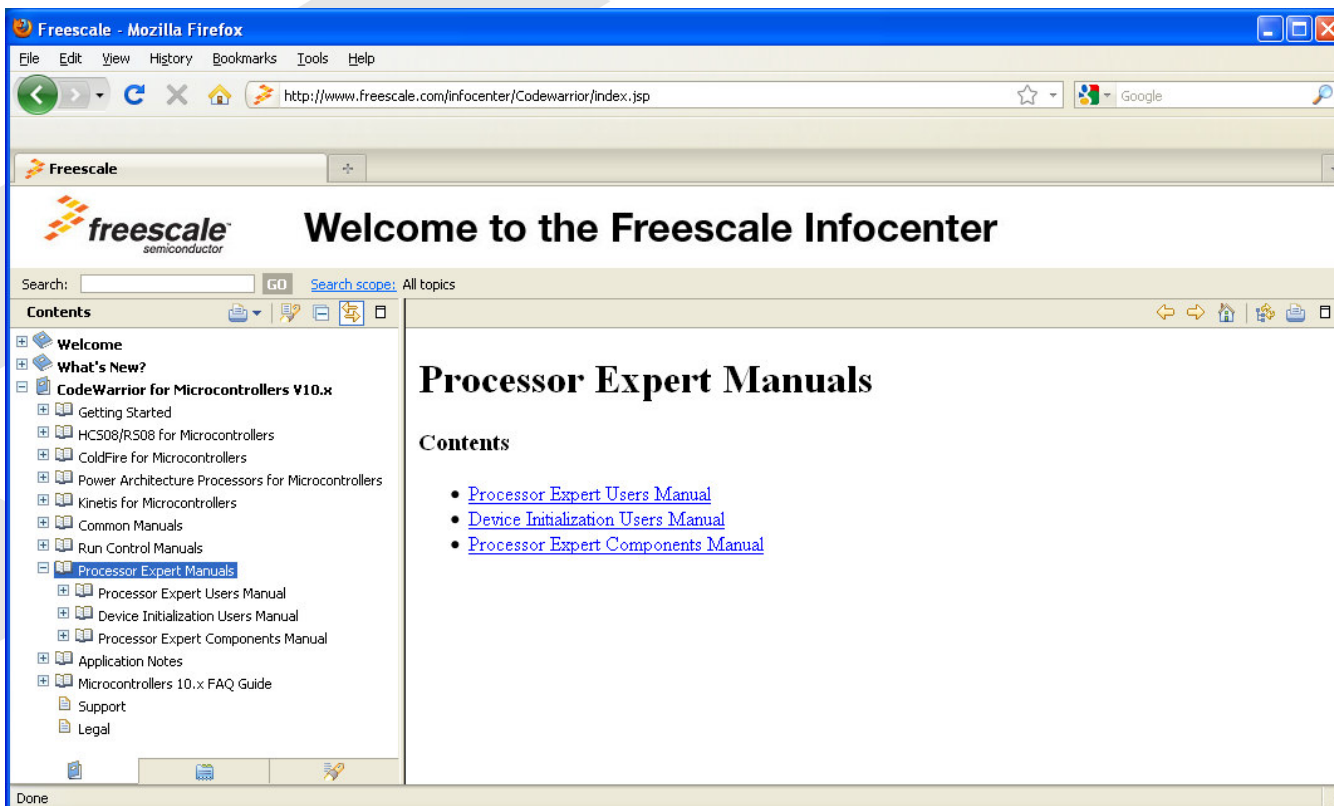


For example, maybe you want to browse the Microcontrollers V10.x Getting Started Guide or watch a How to Video or read through one of our Quick Starts.

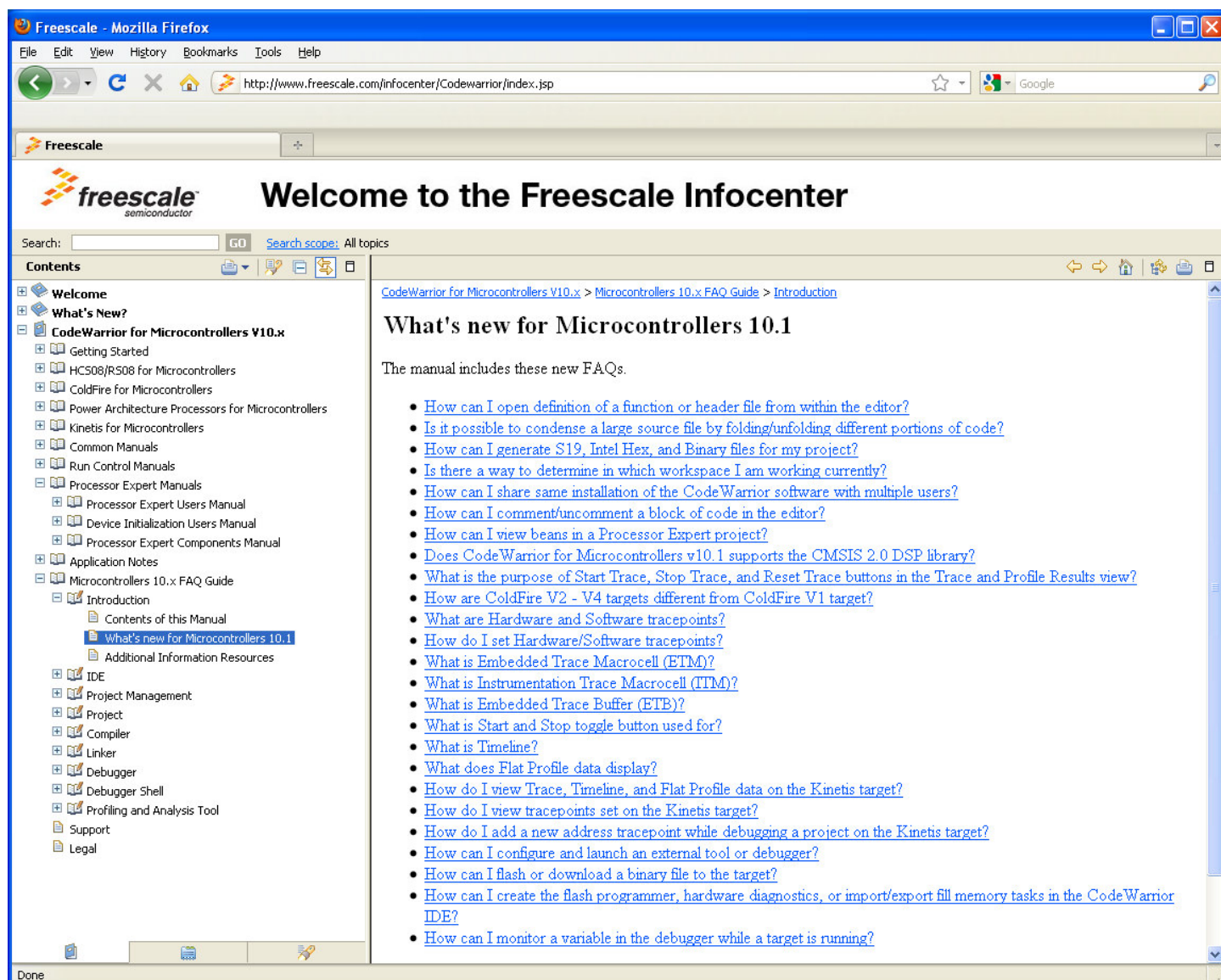
- Searches can be made on the CodeWarrior for Microcontrollers V10 videos which are listed on the “How to Videos” page along with a link to these videos, which are posted at the Training and Support Tab of www.freescale.com/cwmcu10.



- Searches can be made on any of the Processor Expert content in the CodeWarrior for Microcontrollers V10.1, as this content has now been seamlessly integrated into the Infocenter.



- Searches can be made on all FAQs about CodeWarrior for Microcontrollers V10.x, as this content has now been seamlessly integrated into the Infocenter. Or maybe you just want to browse through the new FAQs.

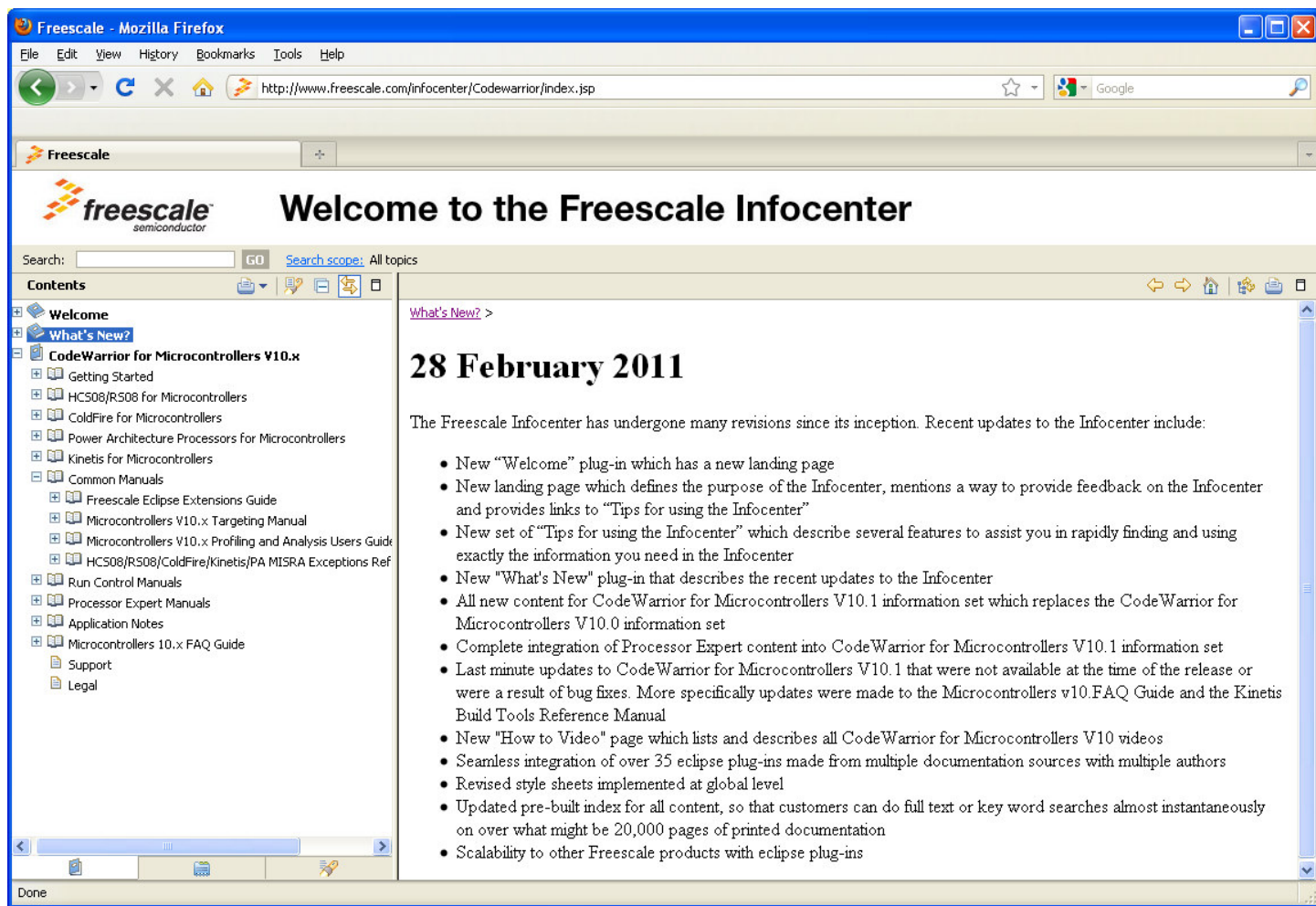


- Searches may be made on the Kinetis technical content in the Microcontrollers V10.1 Targeting Manual, Kinetis Build Tools Reference Manual or Kinetis Assembler Manual
- Searches may be made on ...

For additional tips about how to use the Infocenter, you can explore any of these links:

- [Bookmark a Particular Page of Information](#)
- [Select Content for Saving, Printing, Linking, or Storing.](#)
- [Synchronize the Contents Frame and the Topic Display Frame after Searches](#)
- [Link the Contents Frame and the Topic Display Frame, Optionally across Sessions.](#)

Plus the new Infocenter has a “What’s New” page which describes the most recent updates to the Infocenter



In summary, the Freescale Infocenter has undergone many revisions since its inception. The most recent updates to the Infocenter include:

- New “Welcome” plug-in which has a new landing page.
- New landing page which defines the purpose of the Infocenter, mentions a way to provide feedback on the Infocenter and provides links to “Tips for using the Infocenter.”
- New set of “Tips for using the Infocenter” which describe several features to assist you in rapidly finding and using exactly the information you need in the Infocenter.
- New "What's New" plug-in that describes the recent updates to the Infocenter.
- All new content for CodeWarrior for Microcontrollers V10.1 information set which replaces the CodeWarrior for Microcontrollers V10.0 information set.
- Complete integration of Processor Expert content into CodeWarrior for Microcontrollers V10.1 information set.
- Integration of Kinetis content into CodeWarrior for Microcontrollers V10.1 information set.
- Last minute updates to CodeWarrior for Microcontrollers V10.1 that were not available at the time of the release or were a result of bug fixes. More specifically updates were made to the Microcontrollers v10.FAQ Guide and the Kinetis Build Tools Reference Manual.
- New "How to Video" page which lists and describes all CodeWarrior for Microcontrollers V10 videos.
- Seamless integration of 35 eclipse plug-ins made from multiple documentation sources with multiple authors.
- Revised style sheets implemented at global level.
- Updated pre-built index for all content, so that customers can do full text or key word searches almost instantaneously on over what might be 20,000 pages of printed documentation.
- Scalability to other Freescale products with eclipse plug-ins made from multiple sources.