

Analog, Mixed Signal and Power Management

Quarter 3, 2010
SG1002Q32010 Rev 0

Analog, Mixed Signal and Power Management

- Power Actuation
- Network Transceivers
- Signal Conditioning
- System Basis Chip
- Embedded MCU plus Power
- Audio and Video
- Power Management
 - Linear Regulator
 - Switching Regulator
 - LED Drivers
 - Battery Management
 - Power Management and User Interface IC
 - Power over Ethernet

Access and Remote Control



**Because of an order from the United States International Trade Commission, BGA-packaged product lines and part numbers indicated here currently are not available from Freescale for import or sale in the United States prior to September 2009: i.MX product families; MC13783 in 247 MAPBGA and MC13892 in 139, 186 MAPBGA packages.

FREESCALE SEMICONDUCTOR ANALOG AND MIXED SIGNAL PRODUCTS

The product categories range from Power Actuation and Network Transceivers to Signal Conditioning and Embedded MCU + Power. Power Actuation covers a broad range of load control and drivers, including motor control.

SMARTMOS™—Freescale Semiconductor SMARTMOS technology allows designers to interface high-precision components with the harsh automotive environment.

Cost-Effective—Ideally suited for rugged automotive applications, SMARTMOS solutions offer a cost-effective blend of analog, digital, and robust power silicon that enables integrated, mixed-signal, power control ICs.

Functionality—SMARTMOS solutions implement traditional analog functions with smaller die size, and a modular process produces components with the minimum number of process steps for each circuit, minimizing overhead.

Benefits—Freescale Semiconductor SMARTMOS technology brings a wide range of benefits to today's designs, including component reductions, power capability, durability, efficiency, precision, high-performance analog, and robustness.

Packaging - Freescale device may be offered in EPP and RoHS compliant packages; view the external web for specifics.

For additional information, visit:

Documentation, Tool, and Product Libraries

www.freescale.com

www.freescale.com/analog

www.freescale.com/powermanagement

ANALOG AND MIXED SIGNAL PRODUCTS

Power Actuation — Low-Side Switches (Solid State Intelligent Switches)

Product	Description	No of Outputs	High-Side or Low-Side	Continuous Current Each Output (A)	R _{DS(on)} (mΩ) of Each Output	Current Limitation (A)	Current Limitation Standby Max (μA)	Control ¹	Status/Fault Reporting	Protection Features	Packaging	Status
MC33800	Engine Control IC, with Eight Low-Side Switches, Two Constant Current Low-Side Switches and Six MOSFET gate pre-drivers	8	L	8 @ 0.35	2 @ 700 6 @ 1000	2 @ 6.0 6 @ 2.0	30	Parallel, SPI	SPI	Open Load detect, Overcurrent protect, Overvoltage protect, Short Load detect, Undervoltage protect, Thermal protect	54-pin SOICW Exposed Pad	Production EVB
MC33810	Engine Control Integrated Circuit capable of driving a combination of four Low-Side loads and four MOSFETs or IGBT gates	4	L	1.0	100	6.0	30	Parallel, SPI	SPI Status Flags	Shorted Load detect, Thermal protect	32-pin SOICW Exposed Pad	Production EVB
MC33812	Engine control power IC, with three Low-Side drivers, one pre-driver, +5V pre-regulator, ISO-9141 physical interface and MCU watchdog circuit.	3	L	2L @ 4.0 1L @ 1.5	2 @ 200 1 @ 1000	2 @ 6.0 1 @ 2.0	2 @ 1000 1 @ 20	Parallel	Parallel	Overcurrent, Outputs Short to Battery, Overtemperature protect	32-pin SOICW Exposed Pad	Production EVB Ref. Dsgn.
MC33879	(1.0 Ω R _{DS(on)}) Configurable Eight Output SPI Controlled Switch	8	H/L	0.35	550	1.2	25	SPI w/ 2 PWM	SPI	Short Circuit, Current Limit, Temp Sense	32-pin SOICW Exposed Pad	Production EVB
MC33882	(0.8 Ω RDS(on)) Smart Six Output Switch with SPI and Parallel Input Control	8	L	1.0	375	3.0	10	SPI	SPI	Short Circuit, Current Limit, Temp Sense	30-pin HSOP, 32-pin SOICW w/Exposed Pad, 32-pin QFN w/Exposed Pad	Production
MC33996	16 Output Hardware Low-Side Switch with 24-Bit Serial Input Control	16	L	0.5	450	1.0 to 2.5	50	SPI	SPI	Short Circuit, Current Limit, Temp Sense, Open Load	32-pin SOICW	Production EVB

1. Products available with SPI Control work with the KITUSBSPiEVME and the KITUSBSPiDGLVME USB-SPI Interface Boards.

ANALOG AND MIXED SIGNAL PRODUCT (continued)

Power Actuation — High-Side Switches (Solid State Intelligent Switches)

Product	Description	No of Outputs	High-Side or Low-Side	Continuous Current Each Output (A)	R _{DS(on)} (mΩ) of Each Output	Current Limitation (A)	Current Limitation Standby Max (μA)	Control ¹	Status/Fault Reporting	Protection Features	Packaging	Status
MC10XS3412	Quad High-Side Switch (2 x 10 mΩ, 2 x 12 mΩ), with PWM, Protection, Diagnostics and SPI Control	4	H	6.0	2 x 10, 2 x 12	30	5.0	SPI and Parallel	SPI	Fail Safe Mode, Overcurrent Shutdown, Overtemperature, Short Circuit	24-pin PQFN	Production EVB
MC10XS3435	Quad High-Side Switch (2 x 12 mΩ, 2 x 35 mΩ), with PWM, Protection, Diagnostics and SPI Control	4	H	6.0	2 x 10, 2 x 35	30	5.0	SPI and Parallel	SPI	Fail Safe Mode, Overcurrent Shutdown, Overtemperature, Short Circuit	24-pin PQFN	Production EVB
MC10XS3535	Penta High-Side Switch (3 x 10mΩ, 2 x 35 mΩ), with PWM, Protection, Diagnostics and SPI Control	5	H	2.8, 5.5	3x10, 2x35	30, 60	2.0	SPI and Parallel	SPI	Fail Safe Mode, Overcurrent Shutdown, Overtemperature, Short Circuit	24-pin PQFN	Production EVB (planned)
MC15XS3400	Quad High-Side Switch (4 x 15 mΩ), with PWM, Protection, Diagnostics and SPI Control	4	H	6.0	15	30	5.0	SPI and Parallel	SPI	Fail Safe Mode, Overcurrent Shutdown, Overtemperature, Short Circuit	24-pin PQFN	Production EVB
MC33879	(1.0 Ω R _{DS(on)}) Configurable Eight Output SPI Controlled Switch	8	H/L	0.35	550	1.2	25	SPI w/ 2 PWM	SPI	Short Circuit, Current Limit, Temp Sense	32-pin SOICW Exposed Pad	Production EVB
MC33981	Single High-Side Switch (4.0 mΩ), with PWM, Protection and Diagnostics	1	H	40.0	4	100	5.0	Parallel	Status Pin, Current Monitor, Temperature	Overcurrent, Overtemperature, Short Circuit, Undervoltage Lock Out	16-pin PQFN	Production
MC33982	Self Protected 2 mΩ Switch with Diagnostic and Protection	1	H	30.0	2	100 or 150 Selectable	5.0	SPI and Parallel	SPI	Temp Sense, Over/Undervoltage, Shutdown, Overcurrent, Reverse Polarity, Current Recopy	16-pin PQFN	Production EVB
MC33984	Self Protected 4 mΩ Switch with Diagnostic and Protection	2	H	15.0	4	75 or 100 Selectable	5.0	SPI and Parallel	SPI	Temp Sense, Over/Undervoltage, Shutdown, Overcurrent, Reverse Polarity, Current Recopy	16-pin PQFN	Production EVB
MC33988	Self Protected 8 mΩ Switch with Diagnostic and Protection	2	H	7.5	8	45 or 60 Selectable	5.0	SPI and Parallel	SPI	Temp Sense, Over/Undervoltage, Shutdown, Overcurrent, Reverse Polarity, Current Recopy	16-pin PQFN	3Q2010 EVB (avail. 3Q)
MC35XS3400	Quad High-Side Switch (4 x 35 mΩ), with PWM, Protection, Diagnostics and SPI Control	4	H	6.0	35	30	5.0	SPI and Parallel	SPI	Fail Safe Mode, Overcurrent Shutdown, Overtemperature, Short Circuit	24-pin PQFN	Production EVB
MC35XS3500	Penta High-Side Switch (5 x 35 mΩ), with PWM, Protection, Diagnostics and SPI Control	5	H	2.8	35	30	2.0	SPI and Parallel	SPI	Fail Safe Mode, Overcurrent Shutdown, Overtemperature, Short Circuit	24-pin PQFN	Production EVB (planned)
MM908E621	See Embedded MCU + Power (page 9)											
MM908E622	See Embedded MCU + Power (page 9)											
MM908E624	See Embedded MCU + Power (page 9)											
MM908E625	See Embedded MCU + Power (page 9)											

1. Products available with SPI Control work with the KITUSBSPIEVME and the KITUSBSPIDGLEVME USB-SPI Interface Boards.

A change bar appears in the left margin to mark the location of new or revised information.

ANALOG AND MIXED SIGNAL PRODUCT (continued)

Power Actuation — H-Bridges and Motor Drivers

Product	Description	Main Characteristics	No of Outputs	R _{DS(on)} (mΩ) of Each Output	Peak Current Limitation (A)	Current Limitation Standby Max	Control ¹	Status Reporting	Protection Features	Packaging	Status
MC33186	H-Bridge Driver (5.0 A)	40 V/150 mΩ per FET	2	150	6.5	20 mA	Parallel	1 Status Pin (Overcurrent / Overtemp)	Short Circuit, Current Limit, Temp Sense	20-pin HSOP	Production
MC33879	(1.0 Ω R _{DS(on)}) Configurable Eight Output SPI Controlled Switch	(1.0 Ω R _{DS(on)}) Configurable Eight Output SPI Controlled Switch	8	550	1.2	25 μA	SPI w/2 PWM	SPI	Short Circuit, Current Limit, Temp Sense	32-pin SOICW Exposed Pad	Production EVB
MC33880	Configurable Eight Output SPI Controlled Switch	(1.0 Ω R _{DS(on)}) Configurable Eight Output SPI Controlled Switch	8	550	1.2	25 μA	SPI w/2 PWM	SPI	Short Circuit, Current Limit, Temp Sense	32-pin SOICW	Production EVB
MC33886	H-Bridge Driver (5.2 A)	225 mΩ @150°C	2	120	6.0	20 mA	Parallel	1 Status Pin (Overcurrent / Overtemp)	Short Circuit, Current Limit, Temp Sense	20-pin HSOP	Production EVB
MC33887	H-Bridge Driver with Sleep Mode (5.2 A)	130 mΩ @ 25°C, sleep mode, current sense	2	130	6.0	25 μA	Parallel	1 Status Pin (Overcurrent / Overtemp)	Short Circuit, Current Limit, Temp Sense	20-pin HSOP 54-pin SOICW 36-pin PQFN	Production EVB
MC33899	Programable H-Bridge Power IC	Designed to drive a DC motor in both forward and reverse shaft rotation under Pulse-Width Modulation (PWM) of speed and torque.	2	100	11.5	50 μA	SPI and Parallel	SPI	Open Circuit detect, Undervoltage, Overtemperature Shutdown, Output Short Protect, Short Circuit Current Limit	30-pin HSOP	Production
MC33926	5.0 A Throttle Control H-Bridge	H-Bridge power IC for DC servo motor control like engine throttle control. Load can be PWM'ed up to 20 KHz.	2	120	8.0	50 μA	Parallel	Status Flag	Output Short Circuit Protect, Overcurrent Limit, Overtemperature	32-pin PQFN	Production EVB
MC33931	5.0 A Throttle Control H-Bridge	H-Bridge power IC for DC servo motor control like engine throttle control. Load can be PWM'ed up to 11 KHz	2	120	8.0	50 μA	Parallel	Status Flag	Output Short Circuit Protect, Overcurrent Limit, Overtemperature	44-pin HSOP	Production EVB ('932)
MC33932	5.0 A Throttle Control Dual H-Bridge	H-Bridge power IC for DC servo motor control like engine throttle control. Load can be PWM'ed up to 11 KHz	4	120	8.0	50 μA	Parallel	Status Flag	Output Short Circuit Protect, Overcurrent Limit, Overtemperature	44-pin HSOP	Production EVB
MC34933	Dual H-Bridge Motor Driver	Monolithic dual H-Bridge driver IC with charge pump.	2	400	1.0	1 μA	Parallel	—	Shoot Through Protect, Undervoltage Detect, Thermal detection	16 pin UDFN	3Q2010
MPC17C724	0.4A Dual H-Bridge Motor Driver IC	H-Bridge driver for bipolar stepper motors and brush DC motors. Load can be PWM'ed up to 200 KHz, for speed/ torque and current control.	2	1000	0.80	1 μA	Parallel	—	Shoot Through Protect, Undervoltage Detect	16-pin QFN	Production EVB
MPC17510	0.45 Ω H-Bridge	Single 15 V H-Bridge with charge pump	2	450	3.0	1.0 mA	Parallel	Shutdown Undervoltage	Shoot Through Undervoltage Detect	24-pin TSSOP	Production
MPC17529	0.7 Ω Dual 6.8 V with Charge Pump, 3.3 V Logic	Dual 6.8 V with Charge Pump	2	700	1.4	1.0 mA	Parallel	Shutdown Undervoltage	Shoot Through Undervoltage Detect	20-pin VMFP	Production
MPC17531	0.7 Ω Dual 8.6 V with Charge Pump and Sleep Mode	Dual 8.6 V with Charge Pump	2	800	1.4	1.0 mA	Parallel	Shutdown Undervoltage	Shoot Through Undervoltage Detect	20-pin VMFP 24-pin QFN	Production
MPC17533	0.7 Ω Dual 6.8 V External Charge Pump	Dual 6.8 V external Charge Pump	2	800	1.4	< 200 μA	Parallel	Shutdown Undervoltage	Shoot Through Undervoltage Detect	16-pin VMFP	Production

1. Products available with SPI Control work with the KITUSBSPIEVME and the KITUSBSPIDGLEVME USB-SPI Interface Boards.

A change bar appears in the left margin to mark the location of new or revised information.

ANALOG AND MIXED SIGNAL PRODUCT (continued)

Power Actuation — H-Bridge Stepper Motors

Product	Description	Main Characteristics	Operating Voltage (V)	Packaging	Status
MM908E626	Stepper Motor Control, Quad Half-Bridge with Embedded MCU and LIN for High Temperature $T_J = 135^{\circ}\text{C}$. See Embedded MCU + Power (page 9)	Voltage Regulator 5.0 V/60 mA, LIN Physical Layer with Selectable Slewrates	5 to 28	54-pin SOICW Exposed Pad	Production EVB ('625)

Power Actuation — Pre-Drivers (High-Side MOSFET Gate Drivers)

Product	Description	Main Characteristics	Operating Voltage (V)	Control ¹	Output Drives High/Low-Side, Drive Current	Status Reporting ¹	Protection Features	Packaging	Status
MC33800	Engine Control Integrated Circuit	Engine control IC, with six MOSFET gate pre-drivers, eight Low-Side Switches, and two constant current Low-Side switches	5.0 to 36	Parallel, SPI	6 H, 2mA (typ)	SPI	Open Load Detect, Overcurrent Protect, Overvoltage Protect, Shorted Load Detect, Undervoltage Protect, Thermal Protect	54-pin SOICW Exposed Pad	Production EVB
MC33810	Automotive Engine Control IC	Engine control IC with four MOSFET/IGBT gate drivers and four Low-Side switches.	4.5 to 36	Parallel, SPI	4 L, 780 μA (typ)	SPI, Status Flags	Shorted Load Detect, Thermal Protect	32-pin SOICW Exposed Pad	Production EVB
MC33812	Single Cylinder Engine Control IC	Engine control power IC with three Low-Side driver, one pre-driver, +5V pre-regulator, IOS-9141 physical interface and MCU watchdog circuit.	4.5 to 36	Parallel	2L, 4.0 A (typ) 1L, 1.5 A (typ.)	Parallel	Overcurrent Outputs Short to Battery, Overtemperature Protect	32-pin SOICW Exposed Pad	Production EVB Ref. Dsgn.
MC33883	Quad TMOS driver, for fuel injector	Quad TMOS driver, in H-Bridge configuration	5.5 to 28/55	4 non-invert CMOS, LSTTL logic	n/a	None	Overvoltage, Undervoltage	20-pin SOICW	Production EVB
MC33937	Three-Phase Field Effect Transistor Pre-Driver	Triple High-Side and Low-Side FET pre-drivers, with parallel & SPI control and programmable shoot-through protect.	8.0 to 58	Parallel, SPI	3 H, 3 L, 1.0 A (typ)	SPI	Programmable Deadtime, Reverse Charge Injection Protect	54-pin SOICW Exposed Pad	Production EVB

1. Products available with SPI Control work with the KITUSBSP1EVME and the KITUSBSP1DGLVME USB-SPI Interface Boards.

Power Actuation — LED Drivers

Product	Description	Main Characteristics	Operating Input Voltage (V)	Output Voltages	Protection Features	Packaging	Status
MC34844	10 Channel LED Backlight Driver with Integrated Power Supply	High efficiency LED driver for use in backlighting LCD displays. Capable of driving more than 150 LEDs, in 10 parallel strings, with 50/80 mA per string. Currents in the 10 strings are matched to within $\pm 2\%$. Controlled through an I ² C bus. Contains a PWM generator for LED dimming.	7.0 to 28	60 V, @ 3.0 A	Undervoltage Lockout, Overvoltage protection. Over-temperature protect. Overcurrent protection. Output Short protect	32-pin QFN, Exposed Pad	Production EVB ¹ (avail. 3Q)
MC34845	6 Channel LED Backlight Driver with Integrated Power Supply	High efficiency LED driver for use in backlighting LCD displays. Capable of driving more than 96 LEDs, in 6 parallel strings. Currents in the 6 strings are matched to within $\pm 2\%$. Programmable LED current setting. Contains a PWM generator for LED dimming.	6.0 to 21	60 V @ 2.1A	Undervoltage Lockout, Overvoltage protection. Over-temperature & Overcurrent protect. Output Short and Open protect	24-pin QFN, Exposed Pad	Production EVB
MC34846	6 Channel LED Backlight Driver with Integrated Power Supply	High efficiency LED driver for use in backlighting LCD displays, from 10" to 17". Capable of driving 14+ LEDs in series in each of the 6 channels. The maximum current in each channel is 30 mA. Currents in the 6 channels are matched to within $\pm 1.5\%$.	5.0 to 24	45 V @ 2.3A	Undervoltage Lockout, Overvoltage protection. Over-temperature & Overcurrent protect. Output Short and Open protect	20-pin QFN, Exposed Pad	3Q2010 EVB (avail. 3Q)
MC34848	8 Channel LED Backlight Driver with Integrated Boost Power Supply	High efficiency, LED driver for use in LCD backlighting applications. It is designed to support up to 160mA/channels in scanning mode, or 80mA/channels in local dimming mode. Current reference for LED current tolerance is accurate to $\pm 1\%$ channel-to-channel and IC-to-IC. The current can be programmed in both local dimming and scanning modes.	12 to 28	45 V (external FET)	LED short & open protect, Overvoltage protection. Over-temperature & Overcurrent protect.	48-pin QFN, Exposed Pad	Production EVB (contact sales)

1. Supporting backlight EVB - KITLEDKLT16EVBE

A change bar appears in the left margin to mark the location of new or revised information.

**Because of an order from the United States International Trade Commission, BGA-packaged product lines and part numbers indicated here currently are not available from Freescale for import or sale in the United States prior to September 2009: i.MX product families; MC13783 in 247 MAPBGA and MC13892 in 139, 186 MAPBGA packages.

**Because of an order from the United States International Trade Commission, BGA-packaged product lines and part numbers are currently not available from Freescale for import or sale in the United States prior to September 2009: i.MX product families; MC13783 in 247 MAPBGA and MC13892 in 139, 186 MAPBGA packages.

ANALOG AND MIXED SIGNAL PRODUCTS (continued)

Power Actuation — Squib Drivers

Product	Description	Main Characteristics	Regulation Voltage	Operating Voltage (V)	Packaging	Status
MC33797	Four Channel Squib Driver IC	Four-Channel High-Side and Low-Side 2.0 A FET Switches, Externally Adjustable FET Current Limiting, Adjustable Current Limit Range: 0.8 A to 2.0 A, 8-Bit SPI for Diagnostics and FET Switch Activation, Diagnostics for High-Side Safing Sensor Status	7.0 to 35	4.75 to 5.25	32-pin SOICW	Production

Power Actuation — Powertrain Control and Engine Management

Product	Description	Main Characteristics	Peak Current Limit (A)	R _{DS(on)} (mΩ)	Control ¹	Operating Voltage (V)	Packaging	Status
MC33800	Engine Control Integrated Circuit	Engine control IC, with six MOSFET gate pre-drivers, eight Low-Side Switches, and two constant current Low-Side switches	2 @ 6.0 6 @ 2.0 1 @ 2.8 1 @ 1.0	2 @ 700 6 @ 1000 1 @ 250 1 @ 1000	SPI, Parallel	5.0 to 36	54-pin SOICW Exposed Pad	Production EVB
MC33810	Automotive Engine Control IC	Engine control IC with four MOSFET/IGBT gate drivers and four Low-Side switches.	6.0	100	SPI, Parallel	4.5 to 36	32-pin SOICW Exposed Pad	Production EVB
MC33811	Solenoid Monitor Integrated Circuit	5 input solenoid monitoring to verify proper electrical and mechanical solenoid operation.	See Pg. 8 Signal Cond.	See Pg. 8 Signal Cond.	SPI	10.5 to 15.5	16-pin SOICW	Production EVB
MC33812	Single Cylinder Engine Control Integrated Circuit	Engine control power IC, with three Low-Side drivers, one pre-driver, +5V pre-regulator, IOS-9141 physical interface and MCU watchdog circuit.	2 @ 6.0 1 @ 2.0	2 @ 200 1 @ 1000	Parallel	4.5 to 36	32-pin SOICW Exposed Pad	Production EVB Ref. Dsgn.
MC33899	Programmable H-Bridge Power IC	Designed to drive a DC motor in both forward and reverse shaft rotation under Pulse-Width Modulation (PWM) of speed and torque. Can be controlled by SPI or parallel control lines.	15.0	90	SPI, Parallel	6.0 to 26.5	30-pin HSOP	Production
MC33926	5.0A Throttle Control H-Bridge	H-Bridge power IC for DC servo motor control like engine throttle control. Load can be PWM'ed up to 20 KHz	8.0	120	Parallel	8.0 to 28	32-pin PQFN	Production EVB
MC33937	Three-Phase Field Effect Transistor Pre-Driver	Triple High-Side and Low-Side FET pre-drivers, with parallel & SPI control and programmable shoot-through protect.	See Pg. 5 Pre-Drivers	-	Parallel, SPI	8.0 to 58	54-pin SOICW Exposed Pad	Production EVB
MC33975	22 input Multiple Switch Detect Interface with 32 mA Wetting Current and Wake-up	22 inputs contact monitoring (14 GND, 8 configurable), 4.0 mA or 32 mA pulse wetting current, low-power mode interrupt capability, wake-up. External sensors current supply.	See Pg. 8 Signal Conditioning	See Pg. 8 Signal Conditioning	SPI	5.5 to 26.5	32-pin SOICW Exposed Pad	Production EVB

1. Products available with SPI Control work with the KITUSBSPIEVME and the KITUSBSPIDGLEVME USB-SPI Interface Boards.

Network Transceivers — CAN Physical Interface Components

Product	Description	Main Characteristics	Communication Protocol	Operating Voltage (V)	Current Limit Standby (μA)		Other Features	Control and Status Reporting ¹	Protection Features	Packaging	Status
					Typ	Max					
MC33742	System Basis Chip with Enhanced High Speed CAN (250k to 1Mbps)	Dual V _{REG} , Enhance HS CAN with Bus failure diagnostics, 4 wake-up inputs.	CAN high-speed dual wires	5.5 to 27	60	150	Low power modes, remote and local wake-up inputs	4 MHz SPI (for diag)	Current and thermal protection for CAN and regulator	28-pin SOICW 48-pin QFN Exposed Pad	Production EVB
MC33889	System Basis Chip Lite with Low-Speed CAN	Dual V _{REG} , LS CAN, 2 wake-up inputs	CAN low-speed, dual wires	5.5 to 27	100	100	Dual voltage regulator, watchdog, wake input, sleep and stop modes	SPI 4 MHz	Fault tolerant	28-pin SOICW	Production EVB
MC33897	Single-Wire CAN	Low or high (33.3 kbps or 83.3 kbps) data rates, wake-up capability (GMW3089 v2.3 compatible)	Single-wire CAN	6.0 to 27	45	60	Regulator Control Output Waveshaping, Undervoltage lockout and loss of GND	2 Mode Control Pins	Thermal shutdown, Current limit	14-pin SOICN 8-pin SOICN	Production
MC33989	System Basis Chip with High-Speed CAN	Dual V _{REG} , HS CAN, 4 wake-up inputs	CAN high-speed, dual wires	5.5 to 27	150	150	Dual voltage regulator, watchdog, wake input, sleep mode, and cyclic sense	SPI 4 MHz	n/a	28-pin SOICW	Production EVB
MC33902	High-speed CAN Interface with Embedded 5V supply	High-speed CAN physical interface. Includes a 5.0V internal supply for the CAN bus transceiver	CAN high-speed, dual wires	5.5 to 27	14	30	Wake-up, Fault reporting, Low power modes	Pseudo SPI, Parallel	Overcurrent, Overtemp., Short circuit, UnderVolt.	14-pin SOICN	Production EVB
MC33904	System Basis Chip(SBC)-Gen 2-with High Speed CAN Interface	High speed CAN physical interface. 5.0 or 3.3 VDD and VAux regs w/current sharing	CAN high-speed, dual wires	5.5 to 27	20	65	Config. I/O, MUX - out, pin compatible with MC33905	SPI	See MC33905	32-pin SOICW Exposed Pad	Production EVB('905)
MC33905	System Basis Chip(SBC)-Gen 2-with High Speed CAN & LIN Interfaces	High speed CAN & 1 or 2 LIN physical interfaces. 5.0 or 3.3 VDD and VAux regulators w/current sharing.	CAN high-speed, dual wires. LIN single wire	5.5 to 27	20	65	Config. I/O, MUX - out, SAFE output, Low power modes w/INT and Reset.	SPI	Overcurrent, Overtemperature, Short circuit	32-pin SOICW Exposed Pad 54-pin SOICW, Exposed Pad	Production EVB

1. Products available with SPI Control work with the KITUSBSPIEVME and the KITUSBSPIDGLEVME USB-SPI Interface Boards.

ANALOG AND MIXED SIGNAL PRODUCTS (continued)

Network Transceivers — LIN, ISO-9141, J-1850 Physical Interface Components

Product	Description	Main Characteristics	Communication Protocol	Operating Voltage (V)	Current Limitation Standby (μA)		Other Features	Control and Status Reporting ¹	Protection Features	Packaging	Status
					Typ	Max					
MC33399	Local Interconnect Network (LIN) Physical Layer	Offers speed communication from 1.0 kbps to 20 kbps, and up to 60 kbps for Programming Mode. It supports LIN Protocol Specification 1.3.	LIN single wire	7.0 to 18	20	50	Wake-up input pin, control of external voltage regulator	Parallel	Current limitation, Thermal protection	8-pin SOICN	Production EVB
MC33661	eLIN – Enhanced LIN Physical Layer (Local Interconnect Network)	Selectable slew rate for operations at 10, 20, 100 kbps; bus short to ground fail safe; excellent EMC behavior.	LIN single wire	7.0 to 18	8.0	12	Compatibility with 5.0 V and 3.3 V micros, wake-up input control of external regulator	Parallel	Current limitation, Thermal protection	8-pin SOICN	Production EVB
MC33662	LIN 2.1/SAE J2602-2 LIN Physical Layer Transceiver	Single wire LIN supports normal baud rates of 10 kbps (J) or 20 kbps (L) and fast rate of 100 kbps	LIN single wire	7.0 to 18	6.0	11	Active bus waveshaping, EMI immunity, Local & Remote wakeup	Parallel	Current limitation, Thermal protection	8-pin SOICN	3Q2010
MC33812	Single Cylinder Engine Control IC	Engine control power IC, with 3 Low-Side drivers, one pre-driver, +5V pre-regulator, ISO-9141 physical interface and MCU watchdog circuit.	ISO-9141	4.5 to 36	—	—	MCU Watchdog timer, +5V pre-regulator for MCU, MCU Power on RESET	Parallel	Overcurrent, Outputs Short to Battery, Overtemperature	32-pin SOICW Exposed Pad	Production EVB Ref. Dsgn.
MC33905	System Basis Chip(SBC)-Gen 2-with High Speed CAN & LIN Interfaces	High speed CAN & 1 or 2 LIN physical interfaces. 5.0 or 3.3 VDD and VAux regulators w/current sharing.	CAN high-speed, dual wires. LIN single wire	5.5 to 27	20	65	Config. I/O, MUX - out, SAFE output, Low power modes w/INT and RST capability.	SPI	Overcurrent, Overtemperature, Short circuit and undervoltage detect	32-pin SOICW, Exposed Pad 54-pin SOICW, Exposed Pad	Production EVB
MC33910	System Basis Chip with High-Side Drivers and LIN Physical Interface	LIN 2.0 compatible, 5.0 V60mA LDO, 2 High-Side drivers w/PWM, 1 analog/digital input	LIN single wire	5.5 to 18	48	80	Hall Sensor supply, Configurable Window Watchdog	SPI 4 MHz	Multiple wake-up sources, LDO Fault Detect, Low Voltage Reset	32-pin LQFP	Production EVB ('912)
MC33911	System Basis Chip with DC Motor Pre-driver and LIN Physical Interface	LIN 2.0 compatible, 5.0 V60mA LDO, 1 High-Side driver & 2 Low-Side drivers w/PWM, 2 analog/digital inputs	LIN single wire	5.5 to 18	48	80	Configurable Window Watchdog	SPI 4 MHz	Multiple wake-up sources, LDO Fault Detect, Low Voltage Reset	32-pin LQFP	Production EVB ('912)
MC33912	System Basis Chip with DC Motor Pre-driver and Current Sense and LIN Physical Interface	LIN 2.0 compatible, 5.0 V60mA LDO, 2 High-Side drives & 2 Low-Side drivers w/PWM, 4 analog/digital inputs	LIN single wire	5.5 to 18	48	80	Hall Sensor supply, Configurable Window Watchdog, Current Sense	SPI 4 MHz	Multiple wake-up sources, LDO Fault Detect, Low Voltage Reset	32-pin LQFP	Production EVB (x2)

1. Products available with SPI Control work with the KITUSBSPIEVME and the KITUSBSPIDGLEVME USB-SPI Interface Boards.

Network Transceivers — Distributed Systems Interface (DSI) Components

Product	Description	Main Characteristics	Max Data Rate	Operating Temp Range (°C)	Bus Sw. Resistance, typ/max (Ω)	Packaging	Status
MC33780	Dual DSI Master with Differential Drive	Bus controller for two differential DSI channels. SPI port for uC interface. Variable CRC generation and detection, thermal protection, frequency spreading.	150 kbps	-40 to +85	n/a	16-pin SOICW	Production
MC33781	Quad DSI Master with Differential Drive	Bus controller for four differential DSI channels. Dual SPI ports for uC and safing interfaces. Variable CRC generation and detection, comprehensive fault detection, thermal protection, frequency spreading	200 kbps	-40 to +90	n/a	32-pin SOICW Exposed Pad	Production
MC33784	DSI Sensor Interface	DSI slave device optimized as a sensor interface. Differential bus capability & dual bus switches for improved EMC performance, 2-channel 10-bit ADC, 5.0 V regulated output, 3 configurable logic pins, CRC generation and checking.	n/a	-40 to +150	3.0/6.0	16-pin SOICN	Production
MC33789	Airbag System Basis Chip (SBC) with Power Supply and PSI5 Sensor Interface	Air bag control module which monitors battery voltage, sensor status and supplies various voltages to the air bag system. Uses SPI for MCU communication. Uses PSI5 for satellite sensors communication.	125 kbps	-40 to +125	n/a	64-pin LQFP, Exposed Pad	Production EVB (contact sales)
MC33790	Distributed System Interface (DSI) Physical Interface (DSIP)	Dual current-limited waveshaped outputs, current sensing inputs, 3.3 V and 5.0 V	5 - 150 kbps	-40 to +85	6.0	16-pin SOICW	Production EVB
MC33793	DSI Sensor Interface	DSI slave device. 5.0 V regulated output, 4 configurable I/O pins (logic I/O or 8-bit ADC), fault tolerant, logic output high current buffer.	n/a	-40 to +125	4.0/8.0	16-pin SOICN	Production

A change bar appears in the left margin to mark the location of new or revised information.

**Because of an order from the United States International Trade Commission, BGA-packaged product lines and part numbers indicated here currently are not available from Freescale for import or sale in the United States prior to September 2009: i.MX product families; MC13783 in 247 MAPBGA and MC13892 in 139, 186 MAPBGA packages.

**Because of an order from the United States International Trade Commission, BGA-packaged product lines and part numbers indicated currently are not available from Freescale for import or sale in the United States prior to September 2009: i.MX product families; MC13783 in 247 MAPBGA and MC13892 in 139, 186 MAPBGA packages.

ANALOG AND MIXED SIGNAL PRODUCTS (continued)

Signal Conditioning

Product	Description	Main Characteristics	Switch Monitor Voltage (V)	Operating Voltage (V)	Packaging	Status
MC33811	Solenoid Monitor Integrated Circuit	5 input solenoid monitoring to verify proper electrical and mechanical solenoid operation.	0 to 64	10.5 to 15.5	16-pin SOICW	Production EVB
MC33972	22 input Multiple Switch Detect Interface with 16 mA Wetting Current and Suppressed Wake-up	Multiple switch detection interface with suppressed wake-up designed to detect closing and opening of up to 22 switch contacts (14 GND, 8 configurable), wetting current of 2.0 mA or 16 mA.	-14 to 38/40	5.5 to 26	32-pin SOICW 32-pin SOICW Exposed Pad	Production EVB
MC33975	22 input Multiple Switch Detect Interface with 32 mA Wetting Current and Wake-up	22 inputs contact monitoring (14 GND, 8 configurable), 4.0 mA or 32 mA pulse wetting current, low-power mode interrupt capability, wake-up. Can supply current to external sensors.	-14 to 38/40	5.5 to 26.5	32-pin SOICW Exposed Pad	Production EVB
MC34825	Micro-USB Interface IC	Supports the UCS/OMTP recommended charger function as well as provides USB interface signal levels and other audio interface functions	0 to 28 (VBus only)	2.7 to 5.5	20-pin QFN Exposed Pad	Production EVB

System Basis Chip

Product	Description	Main Characteristics	Bus Type and Standard	Operating Voltage (V)	Current Limitation Standby (μ A)		Other Features	Diagnostics ¹	Protection Features	Packaging	Status
					Typ	Max					
MC33742	System Basis Chip with Enhanced High Speed CAN (250K to 1Mbps)	SBC, Dual V_{REG} Enhance HS CAN with Bus failure diagnostic capability, 4 wake-up inputs	CAN HS dual wire	5.5 to 27	60	150	Low power modes, remote and local wake-up capabilities	SPI 4 MHz	Current and thermal protection for CAN and regulator	28-pin SOICW 48-pin QFN	Production EVB
MC33789	Airbag System Basis Chip (SBC) with Power Supply and PSI5 Sensor Interface	Air bag control module which monitors battery voltage, sensor status and supplies various voltages to the air bag system. Uses SPI for MCU communication. Uses PSI5 for satellite sensors communication.	PSI5	5.2 to 20	-	-	Safing state machine, 9 switch input monitors, 2 config. high/low side drivers, Power-on-reset, watchdog timer, Squib energy reserve	SPI 8 MHz	Safing state machine, Scrap mode	64-pin LQFP, Exposed Pad	Production EVB (contact sales)
MC33889	System Basis Chip with Low Speed Fault Tolerant CAN	Dual 5.0 V regulators LS CAN, 2 wake-up inputs	CAN low-speed, dual wires	5.5 to 27	60	100	Dual voltage regulator, watchdog, wake input, sleep and stop modes	SPI 4 MHz	Fault tolerant	28-pin SOICW	Production EVB
MC33904	System Basis Chip(SBC)-Gen 2-with High Speed CAN Interface	High speed CAN physical interface. 5.0 or 3.3 VDD and VAux regulators w/current sharing	CAN high-speed, dual wires	5.5 to 27	20	65	Config. I/O, MUX - out, pin compatible with MC33905	SPI	Same as MC33905	32-pin SOICW Exposed Pad	Production EVB('905)
MC33905	System Basis Chip(SBC)-Gen 2-with High Speed CAN & LIN Interfaces	High speed CAN & 1 or 2 LIN physical interfaces. 5.0 or 3.3 VDD and VAux regulators w/current sharing.	CAN high-speed, dual wires. LIN single wire	5.5 to 27	20	65	Config. I/O, MUX - out, SAFE output, Low power modes w/INT and RST capability.	SPI	Overcurrent, Overtemperature, Short circuit and undervoltage detect	32-pin SOICW, Exposed Pad 54-pin SOICW, Exposed Pad	Production EVB
MC33910	System Basis Chip with High-Side Drivers and LIN Physical Interface	LIN 2.0 compatible, 5.0 V 60mA LDO, 2 High-Side drivers w/PWM, 1 analog/digital input	LIN single wire	5.5 to 18	48	80	Hall Sensor supply, Configurable Window Watchdog	SPI 4 MHz	Multiple wake-up sources, LDO Fault Detect, Low Voltage Reset	32-pin LQFP	Production EVB ('912)
MC33911	System Basis Chip with DC Motor Pre-driver and LIN Physical Interface	LIN 2.0 compatible, 5.0 V 60mA LDO, 1 High-Side driver & 2 Low-Side drivers w/PWM, 2 analog/digital inputs	LIN single wire	5.5 to 18	48	80	Configurable Window Watchdog	SPI 4 MHz	Multiple wake-up sources, LDO Fault Detect, Low Voltage Reset	32-pin LQFP	Production EVB ('912)
MC33912	System Basis Chip with DC Motor Pre-driver and Current Sense and LIN Physical Interface	LIN 2.0 compatible, 5.0 V 60mA LDO, 2 High-Side drives & 2 Low-Side drivers w/PWM, 4 analog/digital inputs	LIN single wire	5.5 to 18	48	80	Hall Sensor supply, Configurable Window Watchdog, Current Sense	SPI 4 MHz	Multiple wake-up sources, LDO Fault Detect, Low Voltage Reset	32-pin LQFP	Production EVB
MC33989	System Basis Chip with High Speed CAN	Dual 5.0 V regulators HS CAN, 4 wake-up inputs	CAN high speed, dual wires	5.5 to 27	80	150	Dual voltage regulator, watchdog, wake input, sleep and stop modes	SPI 4 MHz	Current limitation, Thermal protection	28-pin SOICW	Production EVB

1. Products available with SPI Control work with the KITUSBSPIEVME and the KITUSBSPIDGLEVME USB-SPI Interface Boards.

ANALOG AND MIXED SIGNAL PRODUCTS (continued)

Embedded MCU plus Power

Product	Description	Main Characteristics	Power Features	MCU Reference	MCU Detail	Additional Information	Packaging	Status
MM908E621	DC Motor/Mirror Control and LIN Mirror Control, Integrated Quad Half-Bridge and Triple High-Side with Embedded MCU and LIN for High End Mirror	Voltage Regulator 5.0 V/60 mA, LIN Physical Layer with Selectable Slewrates, Window Watchdog, "Normal/Stop/Sleep Mode "Control	2 x 275 mΩ Half-Bridges; 2 x 750 mΩ Half-Bridges; 1 x 185 mΩ High-Side; 2 x 440 mΩ High-Side; Switched 5.0 V Output (25 mA)	MC68HC908EY16	HC08 Core, 16K Flash, 512 Bytes RAM, ESCI, 8-Channel 10-bit ADC, Two 16-bit 2 Channel Timers, Internal Clock Generator	2/3 Pin Hall Sensor Input, Analog Input with Current Source, 40 V Rated Wake-up Input, V _{sup} , Chip Temperature and Current Sensing	54-pin SOICW Exposed Pad	Production
MM908E622	DC Motor/Mirror Control and LIN Mirror Control, Integrated Quad Half-Bridge, Triple High-Side and EC Glass Driver with Embedded MCU and LIN for High End Mirror	Voltage Regulator 5.0 V/60 mA, LIN Physical Layer with Selectable Slewrates, Window Watchdog, "Normal/Stop/Sleep Mode "Control	2 x 275 mΩ Half-Bridges; 2 x 750 mΩ Half-Bridges; 1 x 185 mΩ High-Side; 2 x 440 mΩ High-Side; Switched 5.0 V Output (25 mA) EC Glass Driver	MC68HC908EY16	HC08 Core, 16K Flash, 512 Bytes RAM, ESCI, 8-Channel 10-bit ADC, Two 16-bit 2 Channel Timers, Internal Clock Generator	2/3 Pin Hall Sensor Input, Analog Input with Current Source, 40 V Rated Wake-up Input, V _{sup} , Chip Temperature and Current Sensing	54-pin SOICW Exposed Pad	Production
MM908E624	DC Motor Control Using Relays (for example, Window Lift, Sun Roof, and Power Seats), Triple High-Side Switch with Embedded MCU + Power + LIN	Voltage Regulator 5.0 V/50 mA, LIN Physical Layer with Selectable Slewrates, Window Watchdog with Selectable Timing, Normal/Stop/Sleep Mode Control	1 x 7 Ω High-Side, 2 x 2.5 Ω High-Side Switches for Relay Control	MC68HC908EY16	HC08 Core, 16K Flash, 512 Bytes RAM, ESCI, 8-Channel 10-bit ADC, Two 16-bit 2 Channel Timers, Internal Clock Generator	Operational Amplifier, 2 x 40 V Rated Wake-up Inputs	54-pin SOICW	Production EVB
MM908E625	Mirror Control, Stepper Motor Control, Door Lock Quad Half-Bridge and Single High-Side with Embedded MCU and LIN	Voltage Regulator 5.0 V/60 mA, LIN Physical Layer with Selectable Slewrates, Timeout Watchdog with Periodic Wake-up Feature, Normal/Stop Mode Control	4 x 400 mΩ Half-Bridges with Current Control; 1 x 600 mΩ High-Side; Switched 5.0 V Output (25 mA)	MC68HC908EY16	HC08 Core, 16K Flash, 512 Bytes RAM, ESCI, 8-Channel 10-bit ADC, Two 16-bit 2 Channel Timers, Internal Clock Generator	3 x 2 Pin Hall Sensor Inputs with Cyclic Wake-up Feature, Analog Input with Current Source, V _{sup} , Chip Temperature and Current Sensing	54-pin SOICW Exposed Pad	Production EVB
MM908E626	Stepper Motor Control, Quad Half-Bridge with Embedded MCU and LIN for High Temperature T _j = 135°C	Voltage Regulator 5.0 V/60 mA, LIN Physical Layer with Selectable Slewrates	4 x 400 mΩ Half-Bridges with Current Control; Switched 5.0 V Output (24 mA)	MC68HC908EY16	HC08 Core, 16K Flash, 512 Bytes RAM, ESCI, 8-Channel 10-bit ADC, Two 16-bit 2 Channel Timers, Internal Clock Generator	V _{sup} , Chip Temperature and Current Sensing	54-pin SOICW Exposed Pad	Production EVB ('625)
MM912x634	DC Motor Control Using Relays (for example, Window Lift, Sun Roof, and Power Seats), Dual High-Side and Dual Low Side Switches with Embedded S12 MCU + Power + LIN	Cascaded Dual Voltage Regulator 2.5 V/ 50 mA and 5.0 V/80 mA, LIN Physical Layer with Selectable Slewrates, Window Watchdog with Selectable Timing, Normal/ Stop/Sleep Mode Control, Hall Supply of 18 V/30 mA	7 Ω High-Side Switches, 2.5 Ω Low-Side Switches for Relay Control	MC9S12132(F)	S12 16-Bit Core, 32K Flash, 2K Bytes RAM, ESCI, Multi channel 10-bit ADC, 16-bit 4 Channel Timer, Internal Clock Generator	High Voltage Wake-up Inputs, Selectable Gain I-Sense, Battery Voltage Sense.	48-pin LQFP Exposed Pad	3Q2010 EVB (contact sales)

Audio and Video

Product	Description	Main Characteristics	Operating Input Voltage (V)	Power Dissipation (mW)	Frequency Band (KHz)	Additionaln Features	Packaging	Status
SGTL5000	Ultra Low-Power Audio Codec	A low-power stereo codec that includes headphones amplifier and is designed to provide a comprehensive audio solution for portable products that require line-in, mic-in, line-out, headphone-out and digital I/O.	1.62 to 3.6	<10	.020 to 20	PLL clocking; I2S, I2C and SPI communications; 2 internal power supplies; stereo line in; ADC & DAC; Mic line in; Integrated Digital Processing	3mm x 3mm 20-pin QFN 5mm x 5mm 32-pin QFN	Production

A change bar appears in the left margin to mark the location of new or revised information.

**Because of an order from the United States International Trade Commission, BGA-packaged product lines and part numbers indicated here currently are not available from Freescale for import or sale in the United States prior to September 2009: i.MX product families; MC13783 in 247 MAPBGA and MC13892 in 139, 186 MAPBGA packages.

FREESCALE SEMICONDUCTOR POWER MANAGEMENT PRODUCTS

The Power Management products portfolio provides solutions for Linear and Switching voltage regulators. Hot Swap control and Power over Ethernet devices for use in applications ranging from Consumer and Industrial to Automotive.

SMARTMOS™—Freescale Semiconductor SMARTMOS technology allows designers to interface high-precision components with the harsh automotive environment.

Cost-Effective—Ideally suited for rugged automotive applications, SMARTMOS solutions offer a cost-effective blend of analog, digital, and robust power silicon that enables integrated, mixed-signal, power control ICs.

Functionality—SMARTMOS solutions implement traditional analog functions with smaller die size, and a modular process produces components with the minimum number of process steps for each circuit, minimizing overhead.

Benefits—Freescale Semiconductor SMARTMOS technology brings a wide range of benefits to today's designs, including component reductions, power capability, durability, efficiency, precision, high-performance analog, and robustness.

Packaging - Freescale devices may be offered in EPP and RoHS compliant packages; view the external web for specifics.

For additional information, visit:

Documentation, Tool, and Product Libraries

www.freescale.com

www.freescale.com/analog

www.freescale.com/powermanagement

POWER MANAGEMENT

Power Management — Linear Regulators

Product	Description	Main Characteristics	Bus Type and Standard	Operating Voltage (V)	Current Limitation Standby (μA)		Other Features	Diagnostics ¹	Protection Features	Packaging	Status
					Typ	Max					
MC33730	Switch Mode Power Supply with Multiple Linear Regulators and Power Sequencing	Step-down Switching regulator (2.0 A), with 3 Programmable Linear Regulators (15 mA, 15 mA, 15 mA) and two 5.0 V Sensor supplies (100 mA, 100 mA).	n/a	4.5 to 28	150	—	Programmable voltage regulator, power sequencing, adjustable OSC - Switcher	None	Reverse Battery Protect, Undervoltage and Overvoltage Lockout, Reset monitor signals for regulators (4)	32-pin SOICW-EP Exposed Pad	Production EVB
MC33742	System Basis Chip with Enhanced High Speed CAN (250 K to 1 Mbps)	SBC, Dual V _{REG} , Enhance HS CAN with Bus failure diagnostic capability, 4 wake-up inputs; pin and function compatible with MC33989	CAN HS dual wire	5.5 to 27	60	150	Low power modes, remote and local wake-up capabilities	SPI 4 MHz	Current and thermal protection for CAN and regulator	28-pin SOICW 48-pin QFN Exposed Pad	Production EVB
MC33889	System Basis Chip with Low Speed Fault Tolerant CAN	Dual 5.0 V regulators LS CAN, 2 wake-up inputs	CAN low-speed, dual wires	5.5 to 27	60	100	Dual voltage regulator, watchdog, wake input, sleep and stop modes	SPI 4 MHz	Fault tolerant	28-pin SOICW	Production EVB
MC33989	System Basis Chip with High Speed CAN	Dual 5.0 V regulators HS CAN, 4 wake-up inputs	CAN high speed, dual wires	5.5 to 27	80	150	Dual voltage regulator, watchdog, wake input, sleep and stop modes	SPI 4 MHz	Current limitation, Thermal protection	28-pin SOICW	Production EVB
MC34700	3.6 V/5.25 V 3-CH DC-DC converters and 1- 3.6 V Linear regulator.	3 adjustable Buck switching regulators and 1 adjustable Linear regulator. ±1.5% output voltage accuracy. 800 KHz switching frequency.	n/a	1.5 to 6.0 & 9.0 to 18	—	—	Power-up sequencing, Separate enable functions	PGOOD signal	Current limit, Short Circuit protect, Overtemperature protection, Overvoltage & Undervoltage protection	32-pin QFN Exposed pad	Production EVB

1. Products available with SPI Control work with the KITUSBSPIEVME and the KITUSBSPIDGLEVME USB-SPI Interface Boards.

A change bar appears in the left margin to mark the location of new or revised information.

POWER MANAGEMENT (continued)

Power Management — Switching Regulators

Product	Description	Main Characteristics	Operating Input Voltage (V)	Output Voltages	Protection Features	Packaging	Status
MC33730	Switch Mode Power Supply with Multiple Linear Regulators and Power Sequencing	Step-down switching regulator (2.0 A), with 3 Programmable Linear Regulators (15 mA, 15 mA, 15 mA) and 2 x 5.0 V sensor supply (100 mA, 100 mA).	4.5 to 28	4.9 to 5.1 V, 2.0 to 3.3 V, 1.5 to 3.3 V, 1.0 to 5.0 V, 5.0 V	Reverse Battery Protect, Undervoltage and Overvoltage Lockout, Reset monitor signals for regulators (4)	32-pin SOICW-EP Exposed Pad	Production EVB
MC34700	3.6 V/5.25 V 3-CH DC-DC converters and 1- 3.6 V Linear regulator.	3 adjustable Buck switching regulators and 1 adjustable Linear regulator. $\pm 1.5\%$ output voltage accuracy. 800 KHz switching frequency. The switching regulators utilize voltage-mode control with external compensation.	1.5 to 6.0 & 9.0 to 18	3.6 V (adj.) @400 mA 5.25 V (adj.) @1500 mA 2 - 3.6 V (adj.) @1250 mA	Current limit, Short Circuit protect, Overtemperature protection, Overvoltage & Undervoltage protection.	32-pin QFN Exposed Pad	Production EVB
MC34701	Dual Output Power Supply Switching (1.5 A)	Step-down switching regulator and Linear regulator with adjustable output voltage from 0.8 V to 5.0 V. Power sequencing, I ² C bus interface, watchdog, voltage margining, reset.	2.8 to 6.0	Adjustable	Current limit, Undervoltage shutdown, Overvoltage detect, Overtemperature shutdown	32-pin SOICW	Production EVB
MC34702	Dual Output Power Supply Switching (3.0 A)	Step-down switching regulator and Linear regulator with adjustable output voltage from 0.8 V to 5.0 V. Power sequencing, I ² C bus interface, watchdog, voltage margining, reset.	2.8 to 6.0	Adjustable	Current limit, Undervoltage shutdown, Overvoltage detect, Overtemperature shutdown	32-pin SOICW	Production EVB
MC34704	Multiple Channel DC-DC Power Management IC	Features 8(A) or 5(B) buck & boost DC/DC switching regulators, with up to $\pm 2\%$ output voltage accuracy. It provides dynamic voltage scaling on all regulators. It is capable of operating at a switching frequency of up to 2 MHz. The 34704 utilizes I ² C programmability.	2.7 to 5.5	15.0 V (adj.) @ 30 mA 15.0 V (adj.) @ 60 mA (A only) 5.0 V @ 500 mA (A only) 3 - 3.6 V (adj.) @ 300/500 mA 1.8 V (adj.) @ 550 mA -9.0 V (adj.) @ 60 mA (A only)	Output Undervoltage & Overvoltage detect, Overcurrent limit detection and Short Circuit protect, Thermal limit detect	56-pin QFN Exposed Pad	Production EVB(A) EVB(B)
MC34712	Single synchronous DDR Switch-Mode regulator (± 3.0 A)	Synchronous buck switching regulator with adjustable output and an accuracy of $\pm 2\%$ and a programmable switch frequency of 200 KHz to 1.0 MHz.	3.0 to 6.0	0.7 to 1.35 V	Overcurrent limit, Short Circuit protect, Thermal shutdown, Output Overvoltage & Undervoltage detect	24-pin QFN	Production EVB
MC34713	Single synchronous buck switching regulator (5.0 A)	Synchronous buck switching regulator with adjustable output and an accuracy of $\pm 2\%$ and a programmable switch frequency of 200 KHz to 1.0 MHz.	3.0 to 6.0	0.7 to 3.6 V	Overcurrent limit, Short Circuit protect, Thermal shutdown, Output Overvoltage & Undervoltage detect	24-pin QFN	Production EVB
MC34716	Dual synchronous DDR Switch-Mode regulators (5.0 A, ± 3.0 A)	Synchronous buck switching regulators with adjustable outputs and an accuracy of $\pm 2\%$ and a programmable switch frequency of 200 KHz to 1.0 MHz.	3.0 to 6.0	Chan. 1: 0.7 to 3.6 V, Chan. 2: 0.7 to 1.35 V	Overcurrent limit, Short Circuit protect, Thermal shutdown, Output Overvoltage & Undervoltage detect	26-pin QFN	Production EVB
MC34717	Dual synchronous buck switching regulators (5.0 A, 5.0 A)	Synchronous buck switching regulators with adjustable outputs and an accuracy of $\pm 2\%$ and a programmable switch frequency of 200 KHz to 1.0 MHz.	3.0 to 6.0	Chan. 1: 0.7 to 3.6 V, Chan. 2: 0.7 to 3.6 V	Overcurrent limit, Short Circuit protect, Thermal shutdown, Output Overvoltage & Undervoltage detect	26-pin QFN	Production EVB
MC34726	A high efficiency, low quiescent current synchronous buck regulator implementing Freescale's innovative Z-Mode architecture.	Voltages ranging from 0.8 V to 3.3 V reduce the number of extra components. The part is able to provide 300 mA continuous load current across the input and output voltage ranges. Switching frequency options of 2 MHz and 4 MHz.	2.7 to 5.5	1.2 V - 3.3 V @ 300 mA	Internal 2 ms Soft Start, Thermal & Overcurrent protection	8-pin UDFN (2x2)	Production EVB (T27)
MC34727	A high efficiency, low quiescent current synchronous buck regulator implementing Freescale's innovative Z-Mode architecture	Voltages ranging from 0.8 V to 3.3 V, reduce the number of extra components. The part is able to provide 600 mA continuous load current across the input and output voltage ranges. Switching frequency of 2 MHz	2.7 to 5.5	1.2 V - 3.3 V @ 600 mA	Internal 2 ms Soft Start, Thermal shutdown, Current limit, Undervoltage lock-out	8-pin UDFN (2x2)	Production EVB

A change bar appears in the left margin to mark the location of new or revised information.

**Because of an order from the United States International Trade Commission, BGA-packaged product lines and part numbers indicated here currently are not available from Freescale for import or sale in the United States prior to September 2009: i.MX product families; MC13783 in 247 MAPBGA and MC13892 in 139, 186 MAPBGA packages.

POWER MANAGEMENT (continued)

LED Drivers

Product	Description	Main Characteristics	Operating Input Voltage (V)	Output Voltages	Protection Features	Packaging	Status
MC34844	10 Channel LED Backlight Driver with Integrated Power Supply	High efficiency LED driver for use in backlighting LCD displays. Capable of driving more than 150 LEDs, in 10 parallel strings, with 50/80 mA per string. Currents in the 10 strings are matched to within $\pm 2\%$. Controlled through an I ² C bus. Contains an PWM generator for LED dimming.	7.0 to 28	60 V, @ 3.0 A	Undervoltage Lockout, Overvoltage protection. Over-temperature protect. Overcurrent protection. Output Short protect	32-pin QFN, Exposed Pad	Production EVB ¹ (avail. 3Q)
MC34845	6 Channel LED Backlight Driver with Integrated Power Supply	High efficiency LED driver for use in backlighting LCD displays. Capable of driving more than 96 LEDs, in 6 parallel strings. Currents in the 6 strings are matched to within $\pm 2\%$. Programmable LED current setting. Contains a PWM generator for LED dimming.	6.0 to 21	60 V @ 2.1A	Undervoltage Lockout, Overvoltage protection. Over-temperature protect. Overcurrent protection. Output Short and Open protect	24-pin QFN, Exposed Pad	Production EVB
MC34846	6 Channel LED Backlight Driver with Integrated Power Supply	High efficiency LED driver for use in backlighting LCD displays, from 10" to 17". Capable of driving 14+ LEDs in series in each of the 6 channels. The maximum current in each channel is 30 mA. Currents in the 6 channels are matched to within $\pm 1.5\%$.	5.0 to 24	45 V @ 2.3A	Undervoltage Lockout, Overvoltage protection. Over-temperature & Overcurrent protect. Output Short and Open protect	20-pin QFN, Exposed Pad	3Q2010 EVB (avail. 3Q)
MC34848	8 Channel LED Backlight Driver with Integrated Boost Power Supply	High efficiency, LED driver for use in LCD backlighting applications. It is designed to support up to 160mA /channels in scanning mode, or 80mA/ channels in local dimming mode. Current reference for LED current tolerance is accurate to $\pm 1\%$ channel-to-channel and IC-to-IC. The current can be programmed in both local dimming and scanning modes.	12 to 28	45 V (external FET)	LED short & open protect, Overvoltage protection. Over-temperature & Overcurrent protect.	48-pin QFN, Exposed Pad	Production EVB (contact sales)

1. Supporting backlight EVB - KITLEDBKLT16EVBE

Battery Management

Product	Description	Main Characteristics	Operating Input Voltage (V)	Output Voltages	Protection Features	Packaging	Status
MC34671	High-input Voltage Charger for Single-cell Li-Ion or Li-Polymer Batteries	Fixed output charge voltage with $\pm 0.7\%$ voltage accuracy and a maximum user programmable charge current of 600 mA, with $\pm 5\%$ current accuracy. Supports trickle, CC and CV charge modes.	2.6 to 10	4.2 V @ 600 mA	Undervoltage POR, Input Overvoltage protection above 11 V, Overtemperature protect. Tolerates input voltage up to 28 V DC.	8-pin UDFN, Exposed Pad	Production EVB
MC34673	High-input Voltage Charger for Single-cell Li-Ion or Li-Polymer Batteries	Fixed output charge voltage with $\pm 0.7\%$ voltage accuracy and a maximum user programmable charge current of 1200 mA, with $\pm 6\%$ current accuracy. Supports trickle, CC, and CV charge modes.	2.6 to 6.6	4.2 V @ 1200 mA	Undervoltage POR, Input Overvoltage protection above 6.8 V, Overtemperature protect. Tolerates input voltage up to 28 V DC.	8-pin UDFN, Exposed Pad	Production EVB
MC34674	High-input Voltage Travel Charger for Single-cell Li-Ion or Li-Polymer Batteries	Fixed output charge voltage with $\pm 0.4\%$ voltage accuracy and a maximum factory selectable charge current of 1050 mA, with $\pm 8\%$ current accuracy. Supports trickle, CC, and CV charge modes. Interface to NTC thermistor.	4.3 to 10.0	4.2 V @ various currents - see Data Sheet	Undervoltage POR, Input Overvoltage protection above 11 V, Overtemperature protect. Tolerates input voltage up to 28 V DC.	8-pin UDFN, Exposed Pad	Production EVB
MC34675	High-input Voltage Charger for Single-cell Li-Ion Batteries with Linear Regulator	Fixed output charge voltage with $\pm 0.7\%$ voltage accuracy and a maximum user programmable charge current of 1000 mA, with $\pm 6\%$ current accuracy. Supports trickle, CC, CV and EOC charge modes. The 4.85 V linear regulator is capable of 10 mA output current	4.3 to 6.6	4.2 V @ 1000 mA 4.85 V @ 10 mA	Undervoltage POR, Input Overvoltage protection above 6.8 V, Overtemperature protection. Tolerates input voltage up to 28 V DC.	8-pin UDFN, Exposed Pad	Production EVB
MC34676	High-input Voltage Charger for Single-cell Li-Ion Batteries with Linear Regulator and dual input voltage supplies (AC & USB)	Fixed output charge voltage with $\pm 0.7\%$ voltage accuracy and a maximum user programmable charge current of 400/1200 mA, with $\pm 5\%$ current accuracy. Supports trickle, CC, CV and EOC charge modes. The 4.85 V linear regulator function can supply 50 mA or 12 mA of output current.	4.0 to 5.5 (USB) 4.0 to 6.6 (AC)	4.2 V @ various currents - see Data Sheet 4.85 V @ various currents - see Data Sheet	Undervoltage POR, Input Overvoltage protection above 6.8 V (AC) or 5.8 V (USB), Overtemperature protection. Tolerates input voltage up to 28 V DC.	12-pin UDFN, Exposed Pad	Production EVB

A change bar appears in the left margin to mark the location of new or revised information.

POWER MANAGEMENT (continued)

Power Management and User Interface IC (PMUIC)

Product	Description	Main Characteristics	MCU Support	Operating Input Voltage (V)	Protection Features	Light Management	Additional Features	Packaging	Status
MC13783	Highly Integrated, High Tier Power Management & Audio IC	18 LDOs, 4 buck and 1 boost switching regulators; Li Ion battery charging; 2 handset mic & 1 headset mic transmitter amplifiers; Earpiece, loudspeaker and headset receiver amplifiers; 13 bit voice Codec; 16 bit stereo record; 16 bit stereo DAC; multiple charging modes; Dual SPI and Dual SSI interfaces.	**Single and dual i.MX31 and i.MX27	2.9 to 4.65	Over Temperature, Over Voltage, Under Voltage	3 zone LED drivers, 3 zone RGB drivers	RTC, USB-OTG, CEA-936-A CarKit, Dynamic Voltage Scaling (DVS), Coincell, Touchscreen Interface	**247 pin BGA, 10x10 mm	Production
MC13883	Integrated Charger, USB On-the-Go Transceiver and CarKit Interface	2 Linear Regulators, Li Ion battery charger, CarKit switching transmitter amplifier, Dual, single serial path charging modes, SPI & I ² C interfaces	n/a	2.9 to 4.65	Over Voltage	Charge indicator only	USB-OTG, GP ADC, CEA-936-A CarKit	40 pin QFN, 6x6 mm	Production
MC13892	Power Management and User Interface IC	18 regulators: 12 LDOs, 4 buck switchers, 2 boost switchers; Li Ion and Coin cell battery charging, single and serial path, SPI, I ² C, 10 bit ADC with 8 channels, 3 GPO ADCs, mux and scaling circuitry included.	**i.MX27, i.MX35, i.MX37, i.MX51	2.55 to 4.65	Over Temperature, Over Voltage, Over Current, Short Circuit	3 zone LED drivers, 3 zone RGB drivers	RTC, USB - OTG, Dynamic Voltage Scaling (DVS)	**139 pin BGA 7x7 mm, **186 pin BGA 12x12 mm	Production EVB (x2 3Q2010)
MC34704	Multiple Channel DC-DC Power Management IC	Features 8(A) or 5(B) buck & boost DC/DC switching regulators, with up to ±2% output voltage accuracy. It is capable of operating at a switching frequency of up to 2 MHz. The 34704 utilizes I ² C programmability.	i.MX25, i.MX27	2.7 to 5.5	Output Undervoltage & Overvoltage detect, Overcurrent limit detection and Short Circuit protect, Thermal limit detect	n/a	Dynamic Voltage Scaling (DVS)	56-pin QFN Exposed Pad	Production EVB(A) EVB(B)

Power over Ethernet (PoE)

Product	Description	Main Characteristics	Operating Input Voltage (V)	Max Current Limit (A)	Number of Channels	Protection Features	Packaging	Status
MC34670	IEE 802.3af Powered Device with Current Mode Switching Regulator	Integrated IEEE 802.3af Compliant Interface, Signature Detection and Power Classification Functionality, High Performance Current Mode Switching Regulator	30 to 60	2.1	1	Fast Short Circuit Detect, Thermal Shutdown, Overvoltage Shutdown, Inrush Current Limit, Overvoltage Lock Out	20-pin SOICW	Production EVB

Freescale Semiconductor Access and Remote Control Products

For additional information, visit:
Documentation, Tool, and Product Libraries
www.freescale.com

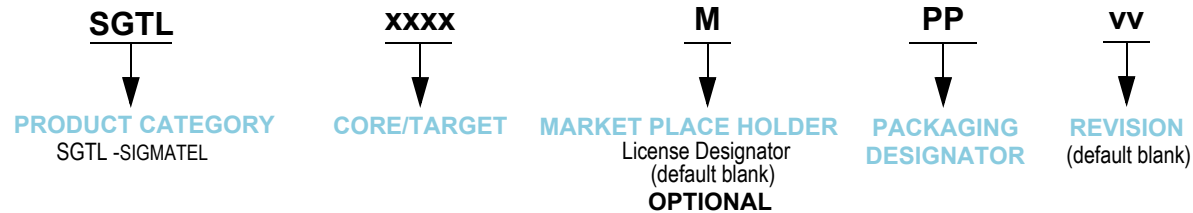
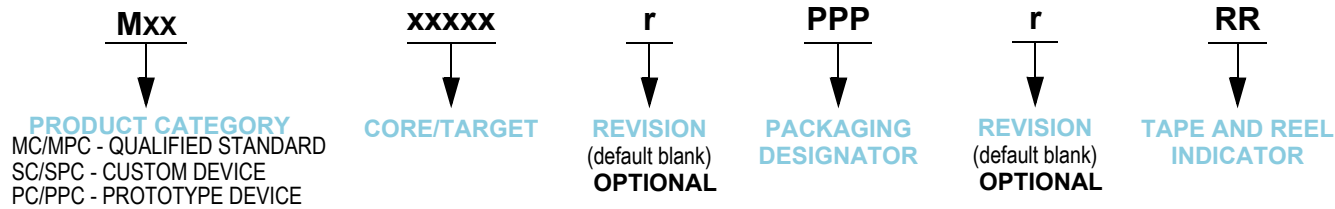
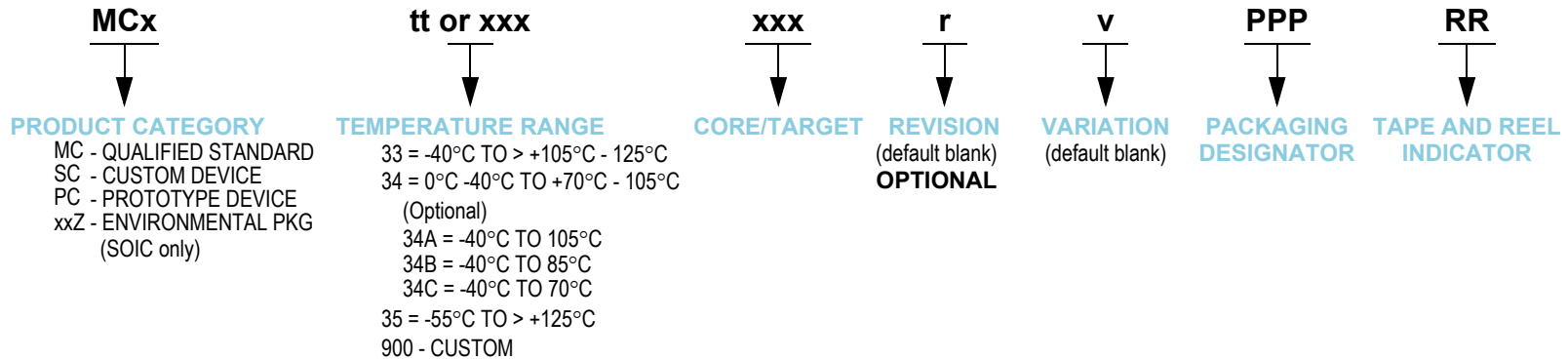
Automotive Home Page
www.freescale.com/automotive

Transmitters and Receivers

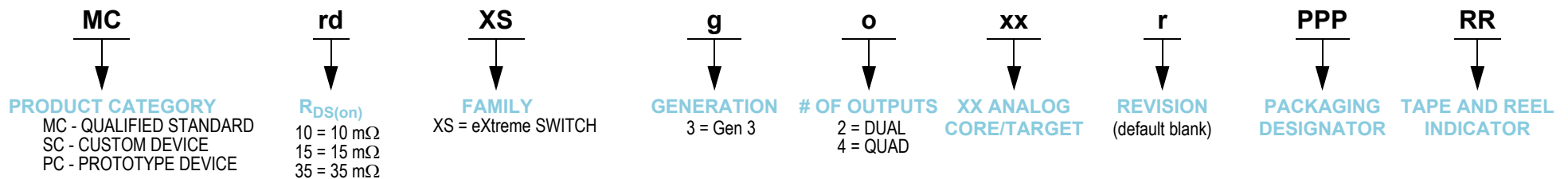
Product	RF Type	RF Frequency	Protocols Supported	Clock Type	Bandwidth	Sensitivity	Temperature	Package	Additional Features	In Production	Market Focus
MC33596	Receiver	315 MHz - 915 MHz	OOK and FSK Demodulation	Programmable PLL and Strobe OSC	380 kHz	-103 dBm to -81 dBm typ in 4 steps	-40°C to +85°C	32 LQFP, 32 QFN	RSSI (75 dB digital and 55 dB analog), Strobe OSC and Data Manager with clock recovery for Manchester coded signals	Yes	UHF RF Receiver, RF, Remote and Secure Entry
MC33696	Transceiver	315 MHz - 915 MHz	OOK and FSK Demodulation	Programmable PLL and Strobe OSC	380 kHz	-103 dBm to -81 dBm typ in 4 steps	-40°C to +85°C	32 LQFP, 32 QFN	RSSI (75 dB digital and 55 dB analog), Strobe OSC and Data Manager	Yes	Remote/Secure Entry (2-way RF)

**Because of an order from the United States International Trade Commission, BGA-packaged product lines and part numbers indicated here currently are not available from Freescale for import or sale in the United States prior to September 2009: i.MX product families; MC13783 in 247 MAPBGA and MC13892 in 139, 186 MAPBGA packages.

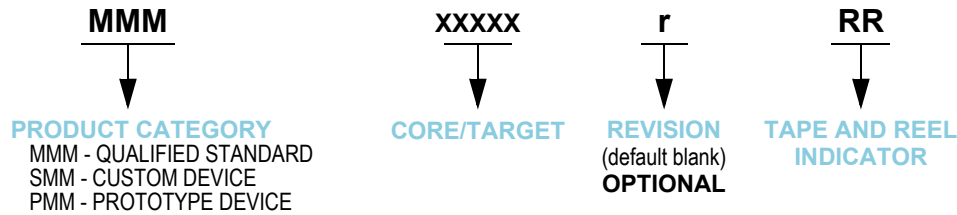
PRODUCT NUMBERING — ANALOG



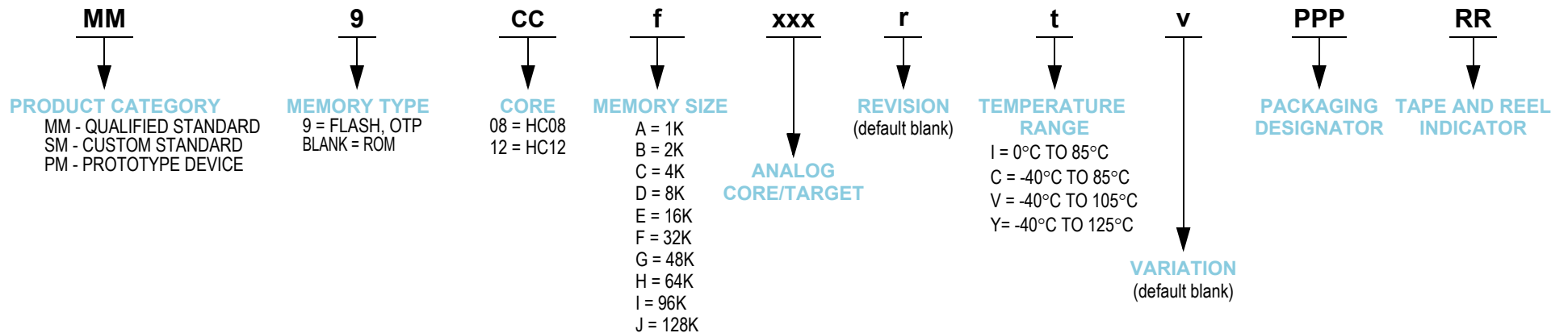
PRODUCT NUMBERING — ANALOG eXtreme SWITCH



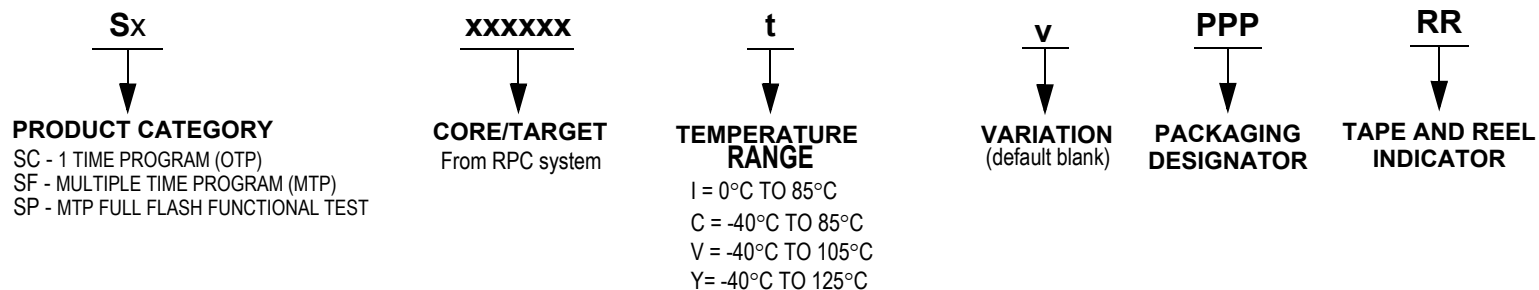
PRODUCT NUMBERING - RF TRANSCEIVER



PRODUCT NUMBERING — ANALOG EMBEDDED MCU plus POWER



Product Numbering System for Analog Embedded MCU and Power Flash programming



How to Reach Us:

Home Page:

www.freescale.com

Web Support:

<http://www.freescale.com/support>

USA/Europe or Locations Not Listed:

Freescale Semiconductor, Inc.
Technical Information Center, EL516
2100 East Elliot Road
Tempe, Arizona 85284
1-800-521-6274 or +1-480-768-2130
www.freescale.com/support

Europe, Middle East, and Africa:

Freescale Halbleiter Deutschland GmbH
Technical Information Center
Schatzbogen 7
81829 Muenchen, Germany
+44 1296 380 456 (English)
+46 8 52200080 (English)
+49 89 92103 559 (German)
+33 1 69 35 48 48 (French)
www.freescale.com/support

Japan:

Freescale Semiconductor Japan Ltd.
Headquarters
ARCO Tower 15F
1-8-1, Shimo-Meguro, Meguro-ku,
Tokyo 153-0064
Japan
0120 191014 or +81 3 5437 9125
support.japan@freescale.com

Asia/Pacific:

Freescale Semiconductor China Ltd.
Exchange Building 23F
No. 118 Jianguo Road
Chaoyang District
Beijing 100022
China
+86 10 5879 8000
support.asia@freescale.com

For Literature Requests Only:

Freescale Semiconductor Literature Distribution Center
1-800-441-2447 or +1-303-675-2140
Fax: +1-303-675-2150
LDCForFreescaleSemiconductor@hibbertgroup.com

Information in this document is provided solely to enable system and software implementers to use Freescale Semiconductor products. There are no express or implied copyright licenses granted hereunder to design or fabricate any integrated circuits or integrated circuits based on the information in this document.

Freescale Semiconductor reserves the right to make changes without further notice to any products herein. Freescale Semiconductor makes no warranty, representation or guarantee regarding the suitability of its products for any particular purpose, nor does Freescale Semiconductor assume any liability arising out of the application or use of any product or circuit, and specifically disclaims any and all liability, including without limitation consequential or incidental damages. "Typical" parameters that may be provided in Freescale Semiconductor data sheets and/or specifications can and do vary in different applications and actual performance may vary over time. All operating parameters, including "Typicals", must be validated for each customer application by customer's technical experts. Freescale Semiconductor does not convey any license under its patent rights nor the rights of others. Freescale Semiconductor products are not designed, intended, or authorized for use as components in systems intended for surgical implant into the body, or other applications intended to support or sustain life, or for any other application in which the failure of the Freescale Semiconductor product could create a situation where personal injury or death may occur. Should Buyer purchase or use Freescale Semiconductor products for any such unintended or unauthorized application, Buyer shall indemnify and hold Freescale Semiconductor and its officers, employees, subsidiaries, affiliates, and distributors harmless against all claims, costs, damages, and expenses, and reasonable attorney fees arising out of, directly or indirectly, any claim of personal injury or death associated with such unintended or unauthorized use, even if such claim alleges that Freescale Semiconductor was negligent regarding the design or manufacture of the part.